

Sl.No	Month	Name of Sub-Divn	Name of segregated agricultural feeders in the subdivision	Initial energy meter reading in the feeder	Final energy meter reading in the feeder	Meter Constant	Monthly consumption in MU as recorded in all the agricultural feeders pertaining to the subdivision at the substations	Distribution loss (11KV line, DTC & LT line) & sales to other consumers if any in MU (losses in all the agri feeders in a subdv to be considered)	Net consumption in MU duty deducting the Distribution loss (11KV line, DTC & LT line) & sales to other consumers if any.	No. of IP sets connected to the agri feeders in the subdivision			Total no of IP sets in the subdivision (as per DCB)			Total sales to IP sets in MU	
										7a	7b	7c=(7a+7b)/2	9a	9b	9c=(9a+9b)/2		
	1	2	3	3a	3b	3c	4=(3b-3c)/3c	5*	6=4-5	7a	7b	7c=(7a+7b)/2	8=4/7c	9a	9b	9c=(9a+9b)/2	10=8*9c
615	Nov-19	RSD	F1 D.Kaggal	1146.29	1175.8	2000	0.06	0.01	0.05	366	366	366	138.68	366	366	366	0.05
616	Nov-19	RSD	F2 Somsamudra	1819.42	18230.53	2000	0.07	0.01	0.06	258	258	258	227.40	258	258	258	0.06
617	Nov-19	RSD	F4 Kottigundali	14675.06	14675.35	2000	0.04	0.00	0.03	250	250	250	139.60	250	250	250	0.03
618	Nov-19	RSD	F-55 Asundi	6595.66	6612.85	2000	0.03	0.00	0.03	451	451	451	65.56	451	451	451	0.03
619	Nov-19	RSD	F-62 Rupanagudi	6206.31	6211.7	2000	0.01	0.00	0.01	122	122	122	75.99	122	122	122	0.01
620	Nov-19	RSD	F-2 Chagnur	1767.674	1713.63	2000	0.07	0.01	0.06	522	522	522	121.55	522	522	522	0.06
621	Nov-19	RSD	F-5 Hagari rural	14006.64	14014.07	2000	0.01	0.00	0.01	463	463	463	27.60	463	463	463	0.01
622	Nov-19	RSD	F-2 Genikihal	18205.5	18205.5	2000	0.28	0.04	0.24	316	316	316	762.03	316	316	316	0.24
623	Nov-19	RSD	F-3 Kalkamba	2712.0	2712.0	2000	0.62	0.09	0.53	475	475	475	1122.53	475	475	475	0.53
624	Nov-19	RSD	F-5 Sindigeri	339.8	347.1	2000	0.15	0.02	0.13	467	467	467	267.76	467	467	467	0.13
625	Nov-19	RSD	F-6(P. Seragu)	249.5	269.0	2000	0.39	0.05	0.33	439	439	439	761.66	439	439	439	0.33
626	Nov-19	RSD	F-7 Badanahalli	8647.0	8699.4	2000	0.10	0.01	0.09	343	343	343	262.86	343	343	343	0.09
627	Nov-19	RSD	F-11 Chittinahal	340.5	346.3	2000	0.12	0.02	0.10	326	326	326	306.54	326	326	326	0.10
628	Nov-19	RSD	F-1 Guffiganur	22189.32	22303.69	2000	0.23	0.03	0.20	278	278	278	707.61	278	278	278	0.20
629	Nov-19	RSD	F-2 Somalapur	9233.11	9344.24	2000	0.22	0.03	0.19	419	419	419	456.19	419	419	419	0.19
630	Nov-19	RSD	F4- Muddapur	19024.06	19159.95	2000	0.27	0.04	0.23	323	323	323	723.62	323	323	323	0.23
631	Nov-19	RSD	F-6 Nelluru	31932.91	32072.23	2000	0.28	0.04	0.24	142	142	142	1687.54	142	142	142	0.24
632	Nov-19	RSD	F-1 Daraji	28930.40	29097.20	1000	0.17	0.02	0.14	329	329	329	436.01	329	329	329	0.14
633	Nov-19	RSD	F2 No2 Muddapur	4848.7	4925.6	2000	0.15	0.02	0.13	136	136	136	972.56	136	136	136	0.13
634	Nov-19	RSD	F5- Rupanagudi	47.6	55.5	2000	0.02	0.00	0.01	85	85	85	319.72	150	150	150	0.05
							5.37692	0.7527688	4.62	11458	11458	11458	403.57	11608	11608	11608	4.68
635	Nov-19	SANDUR	F - 5 Ramaghadra	448.47	449.20	2000	0.85	0.12	0.73	686	686	686	1065.60	695	695	695	0.74
636	Nov-19	SANDUR	F - 2 Bhujanagar	2705.72	2705.72	2000	0.81	0.11	0.70	567	567	567	1228.57	600	600	600	0.74
637	Nov-19	SANDUR	F - 1 Kalingeri	6998.65	6998.65	2000	0.40	0.06	0.34	623	623	623	552.17	650	650	650	0.36
638	Nov-19	SANDUR	F - 7 Bommagatta	1024.28	1024.28	2000	0.10	0.01	0.09	831	831	831	103.49	850	850	850	0.09
639	Nov-19	SANDUR	F - 8 Nidugurthi	266.80	268.70	2000	0.10	0.01	0.09	647	647	647	132.92	680	680	680	0.09
640	Nov-19	SANDUR	F - 8 Kurekupp	5072.64	5075.30	2000	0.05	0.01	0.05	133	133	133	344.00	170	170	170	0.06
641	Nov-19	SANDUR	F - 9 Taranaara	7253.82	7265.78	2000	0.24	0.03	0.21	445	445	445	462.27	463	463	463	0.21
642	Nov-19	SANDUR	F - 1 Mettiki	1614.06	1616.7	2000	0.05	0.01	0.05	196	196	196	231.67	296	296	296	0.07
643	Nov-19	SANDUR	F - 2 Raigara	3912.32	3914.94	2000	0.05	0.01	0.05	472	472	472	95.47	500	500	500	0.05
644	Nov-19	SANDUR	F - 4 Vittalapur	15002.38	15034.56	2000	0.06	0.01	0.06	509	509	509	108.74	661	661	661	0.07
						Total	2.722	0.381	2.341	5109	5109	5109	458.19	5565	5565	5565	2.55
645	Nov-19	SIRUGUPPA	F2-Bagewadi	2790.60	2811.27	2000	0.41	0.06	0.36	509	509	509	698.48	609	609	609	2.43
646	Nov-19	SIRUGUPPA	F3- Deshanur	2609.50	2620.80	2000	0.23	0.03	0.20	578	578	578	336.26	688	688	688	0.23
647	Nov-19	SIRUGUPPA	F7 - Agasanur	4955.58	4972.60	2000	0.34	0.05	0.29	956	956	956	306.22	1004	1004	1004	0.31
648	Nov-19	SIRUGUPPA	F8- Anlaganur	34169.19	34247.91	3000	0.24	0.03	0.21	647	647	647	313.91	680	680	680	0.21
649	Nov-19	SIRUGUPPA	F10 Kanchanagudda	37758.80	37942.80	1000	0.19	0.03	0.16	45	45	45	1421.87	50	50	50	0.07
650	Nov-19	SIRUGUPPA	F-17 K.Suvar(IP)	192.90	323.10	1000	0.13	0.07	0.06	145	145	145	1178.65	50	50	50	0.06
651	Nov-19	SIRUGUPPA	F2- Kudataraahal	15836.9	16350.1	666.67	0.34	0.05	0.29	434	434	434	429	429	429	429	0.06
652	Nov-19	SIRUGUPPA	F3- Vathumirani	8429.9	8533.6	666.67	0.07	0.01	0.06	418	418	418	142.24	420	420	420	0.06
653	Nov-19	SIRUGUPPA	F4- Chikka Bellary	5915.2	6095.5	2000	0.36	0.05	0.31	520	520	520	596.38	640	640	640	0.38
654	Nov-19	SIRUGUPPA	F7- K.Belgal	11215.6	11307.8	2000	0.18	0.03	0.15	456	456	456	347.77	640	640	640	0.22
655	Nov-19	SIRUGUPPA	F1- Sirigeni/(Nadav)	1402.96	1408.22	2000	0.11	0.03	0.08	197	197	197	459.25	307	307	307	0.14
656	Nov-19	SIRUGUPPA	F2- Niftur	812.27	826.06	2000	0.28	0.04	0.24	414	414	414	572.92	450	450	450	0.26
657	Nov-19	SIRUGUPPA	F5- Buduguppa	10149.00	10288.70	2000	0.28	0.04	0.24	179	179	179	1342.37	182	182	182	0.24
658	Nov-19	SIRUGUPPA	F9- Herkal	33489.40	34105.00	500	0.31	0.04	0.27	356	356	356	743.56	356	356	356	0.26
659	Nov-19	SIRUGUPPA	F10- Byrapur	56937.10	56975.00	200	0.61	0.09	0.52	302	302	302	1745.63	385	385	385	0.67
660	Nov-19	SIRUGUPPA	F2- Udegolam	5525	5659	2000	0.27	0.04	0.23	288	288	288	802.07	298	298	298	0.24
661	Nov-19	SIRUGUPPA	F4- Balakundi	917.63	933.23	2000	0.31	0.04	0.27	555	555	555	483.46	755	755	755	0.37

266

[Signature]
Executive Engineer
Regulatory Affairs
Corporate Office,
GFSCOM. KALABURAGI


Sl.No	Month	Name of Sub-Divn	Name of segregated agricultural feeders in the subdivision	Initial energy meter reading in the feeder	Final energy meter reading in the feeder	Meter Constant	Monthly consumption in MU as recorded in all the agricultural feeders pertaining to the subdivision at the substations	Distribution loss (11KV line, DTC & LT line) & sales to other consumers in MU (losses in all the agricultural feeders in a subdv to be considered)	Net consumption in MU duty deducting the Distribution loss (11KV line, DTC & LT line) & sales to other consumers if any.	No. of IP sets connected to the agricultural feeders in the subdivision			Total no of IP sets in the subdivision (as per DCB)			Total sales to IP sets in MU	
										7a	7b	7c=(7a+7b)/2	8a	8b	8c=(8a+8b)/2		
	1	2	3	3a	3b	3c	4=(3b-3a)/3c	5*	6=4-5	7a	7b	7c=(7a+7b)/2	8=6/7c	9a	9b	9c=(9a+9b)/2	10=8*9c
662	Nov-19	SIRUGUPPA	F5- Halekote	3343.91	3352.47	20000	0.13	0.02	0.11	416	416	416	271.23	730	730	730	0.20
663	Nov-19	SIRUGUPPA	F2- M.Sugur	17152.58	17277.15	2000	0.25	0.03	0.21	655	655	655	327.12	680	680	680	0.22
664	Nov-19	SIRUGUPPA	F3- Mannur	12356.79	12367.38	2000	0.46	0.06	0.40	300	300	300	1321.93	320	320	320	0.42
665	Nov-19	SIRUGUPPA	F5- Rudrapada	30557.19	30652.26	2000	0.19	0.03	0.16	435	435	435	375.99	635	635	635	0.24
666	Nov-19	SIRUGUPPA	F6- Muddatanur	19042.14	19084.46	20000	0.85	0.12	0.73	433	433	433	1681.07	440	440	440	0.74
667	Nov-19	SIRUGUPPA	F1- Sonavasapura	2883.10	2933.30	20000	1.00	0.14	0.86	495	495	495	1744.32	305	305	305	0.53
668	Nov-19	SIRUGUPPA	F4- Konchigeri	2453.80	2498.50	20000	0.89	0.13	0.77	444	444	444	1731.62	444	444	444	0.77
669	Nov-19	SIRUGUPPA	F-6 Havinalu	4509.80	4553.60	2000	0.98	0.14	0.84	683	683	683	1233.97	715	715	715	0.88
670	Nov-19	SIRUGUPPA	F8-Karuru	2785.80	2867.10	2000	0.16	0.02	0.14	718	718	718	194.76	718	718	718	0.14
671	Nov-19	SIRUGUPPA	F9- H.Hosalli	2418.70	2531.20	2000	0.23	0.03	0.19	569	569	569	340.07	569	569	569	0.19
672	Nov-19	SIRUGUPPA	F11 Uthmanuru	2159.4	2190.2	2000	0.06	0.01	0.05	370	370	370	143.18	370	370	370	0.05
673	Nov-19	SIRUGUPPA	F6-Talur	2290	2325.33	20000	0.71	0.10	0.61	405	405	405	1500.43	437	437	437	0.66
674	Nov-19	SIRUGUPPA	F1- Darur	74.90	110.50	20000	0.71	0.10	0.61	238	238	238	2572.77	238	238	238	0.61
675	Nov-19	SIRUGUPPA	F3-Karur	113.50	188.00	2000	0.15	0.02	0.13	320	320	320	400.44	320	320	320	0.13
676	Nov-19	SIRUGUPPA	F4-Gosabala	70.40	137.70	2000	0.13	0.02	0.12	225	225	225	514.47	271	271	271	0.14
677	Nov-19	SIRUGUPPA	F5-Mat Sugur	73.80	186.40	2000	0.23	0.03	0.19	224	224	224	864.61	25	25	25	0.02
678	Nov-19	SIRUGUPPA	F6-Talur	249.2	277.70	20000	0.57	0.08	0.49	405	405	405	1210.37	457	457	457	0.55
			Bailari total			67	12.3529	1.7294	10.6235	14229	14464	14347	740.4931	15617	15617	15617	11.56
679	Nov-19	Sindhanur	F-3 Pagaadinni	5420.11	5425.38	30000	0.158	0.00	0.15	110	110	110	1408.53	0	0	0	0.00
680	Nov-19	Sindhanur	F-4 Modisrwar (Albanoor)	2933.49	2936.59	30000	0.093	0.00	0.09	120	120	120	759.50	120	120	120	0.09
681	Nov-19	Sindhanur	F10-11KV MALLAPUR IP	51455.2	51548.6	2000	0.187	0.00	0.18	0	0	0	#DIV/0!	0	0	0	#DIV/0!
682	Nov-19	Sindhanur	F1-Sasalmeti	2313.06	2323.01	10000	0.100	0.00	0.10	269	269	269	362.49	269	269	269	0.10
683	Nov-19	Sindhanur	F4-Goreballi ip	4552.97	4562.75	20000	0.196	0.00	0.19	226	226	226	848.18	326	326	326	0.28
684	Nov-19	Sindhanur	F5-Water Supply (Rangapura Camp)	1346.09	1346.23	20000	0.003	0.00	0.00	583	583	583	4.71	583	583	583	0.00
685	Nov-19	Sindhanur	F2-Albanoor (V)	mnr	mnr	20000	0.650	0.01	0.64	273	273	273	2333.33	373	373	373	0.87
686	Nov-19	Sindhanur	F3-Yedatladoddi	1155.75	1155.77	10000	0.410	0.01	0.40	280	280	280	1435.00	280	280	280	0.40
687	Nov-19	Sindhanur	F4-Hedigamal	mnr	mnr	10000	0.480	0.01	0.47	324	324	324	1451.85	324	324	324	0.47
688	Nov-19	Sindhanur	F5-Vallaballari	mnr	mnr	10000	0.510	0.01	0.50	251	251	251	1991.24	351	351	351	0.70
689	Nov-19	Sindhanur	F-2 Salgunda	233.2	364.6	2000	0.263	0.01	0.26	206	206	206	1250.21	206	206	206	0.26
690	Nov-19	Sindhanur	F-4 Dhadesuvar	14335.4	14487.9	2000	0.305	0.01	0.30	376	376	376	794.95	376	376	376	0.30
691	Nov-19	Sindhanur	F-11 Uppala	9919.4	10113.5	2000	0.388	0.01	0.38	364	364	364	1045.15	364	364	364	0.38
692	Nov-19	Sindhanur	F1-Didali	11802	11878.6	2000	0.153	0.00	0.15	120	120	120	1251.13	120	120	120	0.15
693	Nov-19	Sindhanur	F4-lawalagera	3738.07	3738.15	20000	0.002	0.00	0.00	120	120	120	13.07	120	120	120	0.00
694	Nov-19	Sindhanur	F3-Gonwar ip	3031.4	3033.4	20000	0.040	0.00	0.04	255	255	255	153.73	255	255	255	0.04
695	Nov-19	Sindhanur	F1-Hulugunchi ip	3876.2	3876.2	2000	0.500	0.01	0.49	352	352	352	1392.05	352	352	352	0.49
696	Nov-19	Sindhanur	F5-Ayyanur	2194.3	2240.2	2000	0.132	0.00	0.13	318	318	318	406.18	318	318	318	0.13
697	Nov-19	Sindhanur	F-8 Matfi IPSET	5379.17	5457.19	2000	0.156	0.00	0.15	331	331	331	461.99	331	331	331	0.15
698	Nov-19	Sindhanur	F-3 Sincapur	2871.1	3009.33	2000	0.276	0.01	0.27	356	356	356	761.04	356	356	356	0.27
699	Nov-19	Sindhanur	F-5 Mukkunda IP SET	65910.1	66312.7	666	0.268	0.01	0.26	310	310	310	847.64	310	310	310	0.26
700	Nov-19	Sindhanur	F-6 Ambamath IPSET	28059.8	28161.37	2000	0.203	0.00	0.20	106	106	106	1878.09	106	106	106	0.20
701	Nov-19	Sindhanur	Chanalli IPSET	29607.78	29713.41	2000	0.211	0.00	0.21	786	786	786	263.40	1220	1220	1220	0.32
702	Nov-19	Sindhanur	Stipuram Junction	11959.6	11996.2	1000	0.037	0.00	0.04	306	306	306	117.22	300	300	300	0.04
703	Nov-19	Sindhanur	Virapuram	7555.8	7628.2	2000	0.145	0.00	0.14	266	266	266	533.47	266	266	266	0.14
704	Nov-19	Sindhanur	KALAMANGI	18665.5	18694.9	2000	0.059	0.00	0.06	237	237	237	243.14	237	237	237	0.06
705	Nov-19	Sindhanur	MALLADAGUDDA (RURAL)	10728.4	10802.5	2000	0.148	0.00	0.15	245	245	245	592.80	245	245	245	0.15

NOTARY
SANDESH
 DIST. KODURU
 Reg. No. 1248/86
 Ex. No. 1-2022/86
GOVT. OF INDIA

267

M. Srinivas
 Executive Engineer
 Regulatory Affairs
 Corporate Office,
 GESCOM, KALABURAGI

Sl.No	Month	Name of Sub-Divn	Name of segregated agricultural feeders in the subdivision	Initial energy meter reading in the feeder	Final energy meter reading in the feeder	Meter Constant	Monthly consumption in MU as recorded in all the agricultural feeders pertaining to the subdivision at the substations	Distribution loss (11KV line, DTC & LT line) & sales to other consumers if any in MU (losses in all the agricultural feeders in a subdiv to be considered)	Net consumption in MU duly deducting the Distribution loss (11KV line, DTC & LT line) & sales to other consumers if any.	No. of IP sets connected to the agricultural feeders in the subdivision			Average consumption per IP per month (specific Cons/IP/Month)	Total no of IP sets in the subdivision (as per DCB)			Total sales to IP sets in MU
										7a	7b	7c=(7a+7b)/2		9a	9b	9c=(9a+9b)/2	
	1	2	3	3a	3b	3c	4=(3b-3c)/3c	5*	6=4-5	7a	7b	7c=(7a+7b)/2	8=6/7c	9a	9b	9c=(9a+9b)/2	10=8*9c
706	Nov-19	Sindhapur	F6-Kurkunda	2869.9	2872.7	1000	0.003	0.00	0.00	110	110	110	24.95	0	0	0	0.00
707	Nov-19	Sindhapur	F4-Elekuddai	1723.4	1807	2000	0.167	0.00	0.16	311	311	311	528.87	311	311	311	0.16
708	Nov-19	Sindhapur	F4 Mullur	933.2	992.7	2000	0.119	0.00	0.12	315	315	315	370.22	315	315	315	0.12
709	Nov-19	Lingsugur	Kalapur	2020.58	2025.45	20000	0.097	0.00	0.10	405	405	405	235.68	450	450	450	0.11
710	Nov-19	Lingsugur	Jawoor	16488.73	16495.32	20000	0.132	0.00	0.13	630	630	630	205.02	850	850	850	0.17
711	Nov-19	Lingsugur	Zulagudda	MNR	MNR	20000	0.570	0.01	0.56	303	303	303	1843.56	850	850	850	1.57
712	Nov-19	Lingsugur	Bhoapur	MNR	MNR	20000	0.550	0.01	0.54	379	379	379	1422.16	379	379	379	0.54
713	Nov-19	Lingsugur	Bayyapur	MNR	MNR	20000	1.070	0.02	1.05	749	749	749	1400.00	850	850	850	1.19
714	Nov-19	Lingsugur	F-4 Amalihal	28828.4	28845.5	2000	0.034	0.00	0.03	230	230	230	145.72	230	230	230	0.03
715	Nov-19	Lingsugur	F-5 Bagaadi Thanada	15919.2	15934.5	2000	0.031	0.00	0.03	450	450	450	66.64	450	450	450	0.03
716	Nov-19	Lingsugur	Goudur	15858.9	15880.5	2000	0.043	0.00	0.04	80	80	80	529.20	0	0	0	0.00
717	Nov-19	Lingsugur	F-1 PILLIHALA	3525.73	3555.14	2000	0.059	0.00	0.06	119	119	119	484.40	119	119	119	0.06
718	Nov-19	Lingsugur	F-3 NAGALAPURA	15750.45	15773.41	2000	0.046	0.00	0.05	293	293	293	153.59	293	293	293	0.05
719	Nov-19	Lingsugur	F-5 ANKALIMATHA	960.38	978.45	2000	0.036	0.00	0.04	352	352	352	100.62	352	352	352	0.04
720	Nov-19	Lingsugur	F-5 HUNAKUNTI	12278.9	12307.8	2000	0.058	0.00	0.06	575	575	575	98.51	575	575	575	0.06
721	Nov-19	Lingsugur	F-6 CHIRANALA	2488.86	2499.76	2000	0.022	0.00	0.02	206	206	206	103.71	206	206	206	0.02
722	Nov-19	Lingsugur	Yaradana	16319.21	16322.68	20000	0.069	0.00	0.07	1938	1938	1938	35.09	1938	1938	1938	0.07
723	Nov-19	Lingsugur	Rodaibandha(I)	4142.65	4147.47	100	0.048	0.00	0.05	405	405	405	116.63	405	405	405	0.05
724	Nov-19	Lingsugur	Gorabal (Bank-2)	16050.2	16112.8	20000	1.252	0.03	1.23	569	569	569	2156.34	650	650	650	1.40
725	Nov-19	Lingsugur	Neerikhere	1704.9	1713.8	2000	0.178	0.00	0.17	424	424	424	411.42	675	675	675	0.28
726	Nov-19	Lingsugur	Eachanal IP	MNR	MNR	2000	0.100	0.00	0.10	186	186	186	526.88	187	187	187	0.10
727	Nov-19	Maski	Venkatapur-F2	14345.3	14387.8	2000	0.085	0.00	0.08	86	86	86	968.60	0	0	0	0.00
728	Nov-19	Maski	F-4 Santekallur	13568.7	13598.2	2000	0.059	0.00	0.06	453	453	453	127.64	453	453	453	0.06
729	Nov-19	Maski	F-12 Maragalinni	292.7	307.3	2000	0.029	0.00	0.03	163	163	163	175.56	163	163	163	0.03
730	Nov-19	Maski	F1-Gududur	1915.9	1946.4	2000	0.061	0.00	0.06	202	202	202	295.94	202	202	202	0.06
731	Nov-19	Maski	F3- Kolabal	1132.5	1140.7	2000	0.016	0.00	0.02	497	497	497	32.34	497	497	497	0.02
732	Nov-19	Maski	F1 -Halapur	50692.47	50841.04	2000	0.297	0.01	0.29	572	572	572	509.09	572	572	572	0.29
733	Nov-19	Maski	F7-pamanakellur	3901.5	3903.31	2000	0.036	0.00	0.04	704	704	704	50.39	704	704	704	0.04
734	Nov-19	Maski	F6-Amingada	5584	5841	114.3	0.029	0.00	0.03	634	634	634	45.41	634	634	634	0.03
735	Nov-19	Maski	F-1 Jakkermadu	5260.4	5283.4	2000	0.046	0.00	0.05	428	428	428	105.33	428	428	428	0.05
736	Nov-19	Maski	F-2 Mattur	21715.5	21765.2	2000	0.099	0.00	0.10	470	470	470	207.26	470	470	470	0.10
737	Nov-19	Maski	Talekhan	2714.8	2747.7	2000	0.066	0.00	0.06	75	75	75	859.79	0	0	0	0.00
738	Nov-19	Maski	F-2 Uppalodadi	8047.8	8049.6	2000	0.004	0.00	0.00	80	80	80	44.10	0	0	0	0.00
739	Nov-19	Maski	F6-Belligapur	MNR	MNR	2000	0.300	0.01	0.29	271	271	271	1084.87	271	271	271	0.29
740	Nov-19	Maski	F2-Dabal	MNR	MNR	2000	0.400	0.01	0.39	231	231	231	1696.97	231	231	231	0.39
741	Nov-19	Maski	F5-NN Camp IP	MNR	MNR	2000	0.330	0.01	0.32	150	150	150	2156.00	179	179	179	0.32
742	Nov-19	Maski	F-2 Bopapur IP	114.3	124.6	1000	0.010	0.00	0.01	70	70	70	144.20	0	0	0	0.00
743	Nov-19	Maski	F-5 Hogarinalip	163.3	197.9	1000	0.035	0.00	0.03	140	140	140	242.20	140	140	140	0.03
744	Nov-19	Maski	F-6 Sankanal IP	179.2	213.6	2000	0.069	0.00	0.07	178	178	178	378.79	180	180	180	0.07
745	Nov-19	Yadgir	Sindhoor Total	49179.70	49324.80	2000	12.728	0.245	12.483	21923	21923	21923	568.96	23317	23317	23317	13.27
746	Nov-19	Yadgir	Mallapur	3647.71	3660.20	2000	0.025	0.00	0.02	880	880	880	320.57				
747	Nov-19	Yadgir	Alipur	12378.89	12457.68	2000	0.158	0.01	0.15	539	539	539	277.74				
748	Nov-19	Yadgir	Honagera	12906.33	13022.27	2000	0.232	0.01	0.22	382	382	382	576.66				
749	Nov-19	Yadgir	Tumkur	11609.40	11783.10	2000	0.347	0.01	0.33	223	223	223	1479.96				
750	Nov-19	Yadgir	Hedgimadra	MNR	MNR	2000	0.349	0.01	0.34	145	145	145	2286.55				
751	Nov-19	Yadgir	Ramalageshwar	2057.90	2072.50	2000	0.029	0.00	0.03	269	269	269	103.12				
752	Nov-19	Yadgir	Venkatesh Nagar	2052.10	2078.70	2000	0.053	0.00	0.05	60	60	60	842.33				
753	Nov-19	Yadgir	Lingshalli	2548.40	2554.80	2000	0.013	0.00	0.01	336	336	336	36.19				



268

S. Shivaram
Executive Engineer
Regulatory Affairs
Corporate Office,
GESCOM, KALABURAGI

Sl.No	Month	Name of Sub-Divn	Name of segregated agricultural feeders in the subdivision	Initial energy meter reading in the feeder	Final energy meter reading in the feeder	Meter Constant	Monthly consumption in MU as recorded in all the agricultural feeders pertaining to the subdivision at the substations	Distribution loss (11KV line, DTC & LT line) & sales to other consumers if any in MU (losses in all the agricultural feeders in a subdiv to be considered)	Net consumption in MU duly deducting the Distribution loss (11KV line, DTC & LT line) & sales to other consumers if any.	No. of IP sets connected to the agricultural feeders in the subdivision			Total no of IP sets in the subdivision (as per DCB)			Total sales to IP sets in MU
										7a	7b	7c=(7a+7b)/2	9a	9b	9c=(9a+9b)/2	
	1	2	3	3a	3b	3c	4=(3b-3c)*3c	5*	6=4-5	7a	7b	7c=(7a+7b)/2	9a	9b	9c=(9a+9b)/2	10=8*9c
754	Nov-19	Yadgir	F-2, Balichakra IP	11817.58	11945.59	2000	0.256	0.01	0.243	446	446	446				
755	Nov-19	Yadgir	F-1, Kilankere IP	3728.30	3842.70	2000	0.229	0.01	0.217	440	440	440				
756	Nov-19	Yadgir	Mallapur IP	5337.57	5485.48	2000	0.296	0.01	0.281	657	657	657				
757	Nov-19	Yadgir	Nagalpur	mnr	mnr	2000	0.915	0.05	0.869	640	640	640				
758	Nov-19	Gurmitkal	Total				3.192	0.160	3.032	5177	5177	5177	7837	7837	7837	4.59
759	Nov-19	Gurmitkal	Pulpak	6811.90	6959.70	2000	0.296	0.01	0.281	180	180	180				
760	Nov-19	Gurmitkal	Borbonda	2440.80	2508.80	2000	0.136	0.01	0.129	106	106	106				
761	Nov-19	Gurmitkal	Kandakoor	1097.70	1149.90	2000	0.130	0.01	0.124	308	308	308				
762	Nov-19	Gurmitkal	Yelheri	1866.40	1905.30	1000	0.039	0.00	0.037	346	346	346				
763	Nov-19	Gurmitkal	Minaspur+Drampur	27.12	29.18	20000	0.041	0.00	0.039	314	314	314				
764	Nov-19	Gurmitkal	Anpur	360.50	360.50	2000	0.235	0.01	0.224	352	352	352				
765	Nov-19	Gurmitkal	Azlapur	17543.37	17608.89	2000	0.131	0.01	0.124	205	205	205				
766	Nov-19	Gurmitkal	Jaigram	4484.73	4498.32	2000	0.067	0.00	0.064	459	459	459				
767	Nov-19	Gurmitkal	Madhwar	MNR	MNR	2000	1.080	0.05	1.026	659	659	659				
768	Nov-19	Gurmitkal	Total				2.156	0.093	2.063	2929	2929	2929	8479	8479	8479	5.97
769	Nov-19	Shahapur	Kanyakulur IP	2183.86	2185.12	20000	0.025	0.00	0.024	80	80	80				
770	Nov-19	Shahapur	Havval	535.74	540.94	20000	0.104	0.01	0.099	0	0	0				
771	Nov-19	Shahapur	Bernoar IP	700489.00	703533.00	16.7	0.051	0.00	0.048	275	275	275				
772	Nov-19	Shahapur	Bommanahalli	734.90	745.96	20000	0.221	0.01	0.210	92	92	92				
773	Nov-19	Shahapur	Dornali	17482.40	17583.40	1000	0.101	0.01	0.096	68	68	68				
774	Nov-19	Shahapur	Madaki	34765.30	34794.00	1000	0.029	0.00	0.027	49	49	49				
775	Nov-19	Shahapur	Indurga IP/F-4, Hosager	MNR	MNR	20000	0.122	0.03	0.115	266	266	266				
776	Nov-19	Shahapur	Nadihal	1703.93	1764.71	2000	0.110	0.01	0.104	70	70	70				
777	Nov-19	Shahapur	Budnoor	12936.44	13046.00	1000	0.117	0.01	0.112	89	89	89				
778	Nov-19	Shahapur	Ukkinal	18937.20	18995.90	2000	0.555	0.03	0.527	140	140	140				
779	Nov-19	Shahapur	Bilhar	9673.80	9951.20	2000	0.048	0.00	0.046	109	109	109				
780	Nov-19	Shahapur	Ulleusur	3316.68	3340.89	2000	0.556	0.06	0.501	70	70	70				
781	Nov-19	Shahapur	Halgera	19114.44	19392.59	2000	0.198	0.01	0.189	280	280	280				
782	Nov-19	Shahapur	Bablad	2142.27	2241.49	2000	0.065	0.00	0.062	185	185	185				
783	Nov-19	Shahapur	Khanapur I	1057.6	1097.03	20000	0.431	0.02	0.410	195	195	195				
784	Nov-19	Shahapur	Shivanoor	8257.30	8473.00	2000	3.259	0.169	3.097	0	0	0	8749	8809	8779	13.79
785	Nov-19	Shahapur	Krishnapur *	8181.60	8620.40	1000	0.439	0.02	0.418	1968	1968	1968				
786	Nov-19	Shahapur	Kamapur	1317615.00	1338453	20	0.417	0.02	0.396	487	487	487				
787	Nov-19	Shahapur	Devapur	MNR	MNR	2000	0.700	0.04	0.665	348	348	348				
788	Nov-19	Shahapur	Nagnoor	23554.90	23615.20	2000	0.121	0.01	0.117	311	311	311				
789	Nov-19	Shahapur	Parasanthalli	24710.10	24746.90	2000	0.074	0.00	0.072	176	176	176				
790	Nov-19	Shahapur	G Basavana	8460.10	8484.80	2000	0.049	0.00	0.047	107	107	107				
791	Nov-19	Shahapur	Malagathi	4312.90	4413.80	666.6	0.067	0.00	0.064	186	186	186				
792	Nov-19	Shahapur	T. Bomnalli	3521.70	3626.60	2000	0.210	0.00	0.209	345	345	345				
793	Nov-19	Hunasagi	Gundalgera	11331.38	11457.56	2000	0.252	0.00	0.252	200	200	200				
794	Nov-19	Hunasagi	Mudanoor	932.50	935.29	2000	0.006	0.00	0.006	250	250	250				
795	Nov-19	Hunasagi	Yadgir Total				10.941	0.538	10.403	12904.0	12904.0	12904.0	3478	3479	35498	0.00
796	Nov-19	Sedam	Gundalgera	MNR	MNR	2000	0.33	0.02	0.31	600	600	600				
797	Nov-19	Sedam	Gundhalli	5837	5900.11	1000	0.06	0.00	0.06	50	50	50				
798	Nov-19	Sedam	Handarki	12242.7	12253.58	2000	0.02	0.00	0.02	33	33	33				
799	Nov-19	Sedam	Tengali	MNR	MNR	1000	0.03	0.00	0.03	25	25	25				

269

[Signature]
Executive Engineer
Regulatory Affairs
Corporate Office,
REGCOM, KALABURAGI

Sl.No	Month	Name of Sub-Divn	Name of segregated agricultural feeders in the subdivision	Initial energy meter reading in the feeder	Final energy meter reading in the feeder	Meter Constant	Monthly consumption in MU as recorded in all the agricultural feeders pertaining to the subdivision at the substations	Distribution loss (11KV line, DTC & LT line) & sales to other consumers in MU (losses in all the agri feeders in a subdv to be considered)	Net consumption in MU duly deducting the Distribution loss (11KV line, DTC & LT line) & sales to other consumers if any.	No. of IP sets connected to the agri feeders in the subdivision			Total no of IP sets in the subdivision (as per DCB)			Total sales to IP sets in MU
										7a	7b	7c=(7a+7b)/2	9a	9b	9c=(9a+9b)/2	
797	Nov-19	Sedam	Ilkal	3a mnr	3b mnr	3c 2000	4=(3b-3c)/3c	5*	6=4-5	7a	7b	7c=(7a+7b)/2	9a	9b	9c=(9a+9b)/2	10=8x9c
798	Nov-19	Sedam	Raniol	18.52	19.1	1000	0.25	0.01	0.19	10	140	140	4524	4524	4524	4.264
799	Nov-19	Sedam	Kukkunda	200	210	1000	0.25	0.01	0.24	40	40	40				
800	Nov-19	Sedam	Silarkot	3185.9	3206.4	2000	0.04	0.00	0.04	345	345	345				
801	Nov-19	Sedam	Gad-dana	1416	1456	2000	0.08	0.00	0.08	75	75	75				
802	Nov-19	Sedam	Kishtapur	2585.9	2731	1000	0.15	0.01	0.14	100	100	100				
803	Nov-19	Sedam	Malkapalli	2029.5	2132.1	2000	0.21	0.01	0.19	211	211	211				
			Sedam Sub divisin			11	1.62	0.08	1.54	1629	1629	1629				
804	Nov-19	Chincholi	Chimanchod	12404.2	12434.2	1000	0.03	0.00	0.03	133	133	133				
805	Nov-19	Chincholi	Hasarandagi	485	500	1000	0.02	0.00	0.01	110	110	110				
806	Nov-19	Chincholi	Basantpur	1345	1399	1000	0.05	0.00	0.05	96	96	96				
807	Nov-19	Chincholi	Hodebeeralli	843.5	860.4	2000	0.03	0.00	0.03	92	92	92				
808	Nov-19	Chincholi	Rafkal	MNR	MNR	2000	0.05	0.00	0.05	158	158	158	5778	5778	5778	2.55
809	Nov-19	Chincholi	Chandankera	MNR	MNR	2001	0.06	0.00	0.06	188	188	188				
810	Nov-19	Chincholi	Karchked	MNR	MNR	2001	0.06	0.00	0.06	20	20	20				
811	Nov-19	Chincholi	Bavangudi	799	869	2000	0.14	0.01	0.13	157	157	157				
			Chinchli sub divisin			7	0.44	0.02	0.42	954	954	954	10302	10302	10302	6.81
			Sedam divisin Total			18	2.06	0.10	1.96	2583	2583	2583	398923	399717	399320	174.53
			GRAND TOTAL				142.83	13.22	129.62	294609	298529	296569	437.06	437.06	437.06	



Sanjeev Kumar P. S. Jog

Executive Engineer
Regulatory Affairs
Corporate Office,
GESCOM, KALABURAGI

Month Wise Sub division wise IP set consumption for FY 19 -20 (for the month of Dec-19)

Sl.No	Month	Name of Sub-Divn	Name of segregated agricultural feeders in the subdivision	Initial energy meter reading in the feeder	Final energy meter reading in the feeder	Meter Constant	Monthly consumption in MU as recorded in all the agricultural feeders pertaining to the subdivision at the substations	Distribution loss (11KV line, DTC & LT line) & if any, in MU (losses in all the agrl feeders in a subdiv to be considered)	Net consumption in MU duly deducting the Distribution loss (11KV line, DTC, & LT line) & sales to other consumers if any,	No. of IP sets connected to the agrl feeders in the subdivision			Average consumption per IP per month (specific Cons/IP/Month)	Total no of IP sets in the subdivision (as per DCB)			Total sales to IP sets 1MU
										7a	7b	7c=(7a+7b)/2		9a	9b	9c=(9a+9b)/2	
1	Dec-19	RSD	F1-Iqai Sultanpur	1861.33	1870.21	10000	0.089	0.01	0.077256	582	582	582	132.74	1741	1741	1741	10-89c
2	Dec-19	RSD	F2-Kalhanagar	1175.85	1187.5	10000	0.117	0.02	0.101355	513	513	513	197.57	1690	1690	1690	0.33
3	Dec-19	RSD	Zafarabad IP	2594.77	2594.56	2000	0.044	0.01	0.0379146	340	340	340	111.51	590	590	590	0.07
4	Dec-19	RSD	F1-MAINAL IP	1289.3	1357.6	2000	0.137	0.02	0.118842	90	90	85	139.14	92	92	92	0.13
5	Dec-19	RSD	F3-BASANAL IP	606.5	653.3	2000	0.094	0.01	0.081432	110	110	110	740.29	112	112	112	0.08
6	Dec-19	RSD	F6-HEROOR IP	2730.7	2839.3	2000	0.217	0.03	0.188964	120	120	120	1574.70	120	120	120	0.19
7	Dec-19	RSD	F4-Kadani	18295.95	18368.67	2000	0.145	0.02	0.1265328	313	313	313	404.26	1050	1050	1050	0.42
8	Dec-19	RSD	F6-Babalad IP	20695.6	20825.97	2000	0.261	0.03	0.2268438	375	375	375	604.92	1577	1577	1577	0.95
9	Dec-19	RSD	SRINIVAS SARADAGI	9.1	40	2000	0.062	0.01	0.053766	225	225	225	238.96	250	250	250	0.06
10	Dec-19	RSD	F -Malgaathi	16719.6	16845.06	2000	0.251	0.03	0.2183004	195	195	195	1119.5	201	201	201	0.23
11	Dec-19	RSD	F5-Jeevanagi	46338.1	46589.2	1000	0.251	0.03	0.218457	236	236	236	873.83	1812	1812	1812	0.58
12	Dec-19	RSD	F7-Babalad	0	9.99	1000	0.010	0.00	0.0086913	651	651	651	13.35	1138	1138	1138	0.02
13	Dec-19	RSD	F4-Sonth	499	547	1000	0.048	0.01	0.04176	220	220	220	189.82	614	614	614	0.12
14	Dec-19	RSD	F5-RAJNAL	673.1	753.2	2000	0.160	0.02	0.139374	230	230	230	605.97	267	267	267	0.16
15	Dec-19	RSD	F3-Ferzabad	6427.2	6494.8	1000	0.068	0.01	0.058812	375	375	375	156.83	1679	1679	1679	0.26
16	Dec-19	RSD	Heroor clubbagur	0	0	20	0.100	0.01	0.087	770	770	770	112.99	1064	1064	1064	0.12
17	Dec-19	RSD	F11-	2477434	2480405	20	0.059	0.01	0.0516954	651	651	651	79.41	1362	1362	1362	0.11
18	Dec-19	RSD	F-7-HEBLI	18713.44	18835.7	2000	0.245	0.03	0.2127324	386	386	386	551.12	76	76	76	0.04
19	Dec-19	Aland	F-8-TELAKUNNI	26206.87	26416.5	2000	0.419	0.05	0.3647562	210	210	210	1736.93	9	9	9	0.02
20	Dec-19	Aland	F-1-JALANGA	23282.35	23396.91	1500	0.172	0.02	0.1495008	798	798	798	187.34	2434	2434	2434	0.46
21	Dec-19	Aland	F-2-HODIUR	3791.08	3799.43	2000	0.167	0.02	0.14529	327	327	327	444.31	1934	1934	1934	0.86
22	Dec-19	Aland	F-3-RUDRAWADI	22180.64	22242.23	2000	0.123	0.02	0.1071666	312	312	312	343.48	1972	1972	1972	0.68
23	Dec-19	Aland	F-1-MUNNOLI-IP	3444.84	3454.86	2000	0.200	0.03	0.174348	280	280	280	622.67	357	357	357	0.22
24	Dec-19	Aland	F-2-TADKAL-IP	1283.53	1285.19	1000	0.017	0.00	0.014442	140	140	140	103.16	555	555	555	0.06
25	Dec-19	Aland	KANNUS	mmr	mmr	2000	0.001	0.00	0.00087	190	190	190	4.58	392	392	392	0.00
26	Dec-19	Aland	BELMAGI	1251.68	1257.36	2000	0.114	0.01	0.098832	200	200	200	494.16	668	668	668	0.33
27	Dec-19	Aland	F-3-CHALAGERA IP	12045.59	12135.1	2000	0.179	0.02	0.1557474	160	160	160	973.42	468	468	468	0.46
28	Dec-19	Aland	F-4-M-HIPPARGA IP	12933.28	13007.31	2000	0.148	0.02	0.1288122	115	115	115	120.11	668	668	668	0.75
29	Dec-19	Aland	F-5-NINGADALI IP	9402.16	9504.04	2000	0.204	0.03	0.1772712	150	150	150	181.81	779	779	779	0.92
30	Dec-19	Aland	F-4-JIDAGA	18584.4	18670.4	2000	0.168	0.02	0.14616	85	85	85	1719.53	34	34	34	0.06
31	Dec-19	Aland	F1 SAVALESHWAR IP	737.76	751	10000	0.132	0.02	0.115188	650	650	650	177.21	667	667	667	0.12
32	Dec-19	Aland	F4 HIROLI IP	1.5	2.8	10000	0.013	0.00	0.01131	287	287	287	39.41	302	302	302	0.01
33	Dec-19	Aland	F5 SARASAMBA IP	3384.6	3389.77	2000	0.103	0.01	0.089958	100	100	100	899.58	155	155	155	0.14
34	Dec-19	Aland	F6 CHINCHOLI IP	3587.4	3658.7	2000	1.426	0.19	1.24062	265	265	265	4681.58	344	344	344	1.61
35	Dec-19	Kadganchi	Narona	1632.9	1870.6	2000	0.000	0.00	0.00000	510	510	510	0.00	893	893	893	0.00
36	Dec-19	Kadganchi	Suntanoor	4122.96	4231.85	2000	0.000	0.00	0.00000	453	453	453	0.00	802	802	802	0.00
37	Dec-19	Kadganchi	Ladachincholi	7570.52	7719.32	2000	0.298	0.04	0.2589785	420	420	420	616.46	679	679	679	0.42
38	Dec-19	Kadganchi	Ambalaga	8181.11	8238.66	2000	0.115	0.02	0.100137	235	235	235	426.11	249	249	249	0.11
39	Dec-19	Kadganchi	Belaramali VKS	22875.31	22907.21	1000	0.032	0.00	0.027753	274	274	274	101.29	413	413	413	0.04
40	Dec-19	Kadganchi	Karathari	14844.76	14920.94	2000	0.152	0.02	0.1324997	395	395	395	335.58	664	664	664	0.22
41	Dec-19	Kadganchi	Muddalaga	21894.13	21980.33	1000	0.086	0.01	0.074997MAP	331	331	331	226.57	955	955	955	0.22
42	Dec-19	Kadganchi	Nimbal	39061.6	39387.7	1000	0.326	0.04	0.28600	331	331	331	857.12	957	957	957	0.82
43	Dec-19	Kadganchi	Hitalisroor	1665.37	1685.67	2000	0.039	0.01	0.033582	331	331	331	101.46	679	679	679	0.07
44	Dec-19	Kadganchi	Bomnalli	2470.95	2514.33	1000	0.043	0.00	0.037268RAGI	452	452	452	83.50	679	679	679	0.06
45	Dec-19	Kadganchi	Dhanganagar	6144.7	6172.57	2000	0.056	0.00	0.0489938	303	303	303	160.05	889	889	889	0.14
46	Dec-19	Kadganchi	Nimbaraga	43610.1	44380.8	250	0.193	0.03	0.1672786	341	341	341	491.58	681	681	681	0.33
47	Dec-19	Aizalpur	F1Mallabadi	2671.24	2805.4	2000	0.268	0.03	0.234302	148	148	148	1577.29	212	212	212	0.33
48	Dec-19	Aizalpur	F7-Baluraj	24739.9	24866.06	2000	0.252	0.04	0.2195184	170	170	170	1291.28	177	177	177	0.23
49	Dec-19	Aizalpur	F8 Shirwai	37558.8	37695.18	2000	0.273	0.04	0.243004	180	180	180	1318.34	176	176	176	0.23

NOTARY
 SAMBASHIVAPPA
 Reg. No. 01672786
 DIST. K. G. S. 2600
 07/09/19
 GOVT. OF KARNATAKA
 GOVT. OF KARNATAKA

271

[Signature]
 Executive Engineer
 Regulatory Affairs
 Corporate Office,
 KESCOM, KALABURAGI

Sl.No	Month	Name of Sub-Div	Name of segregated agricultural feeders in the subdivision	Initial energy meter reading in the feeder	Final energy meter reading in the feeder	Meter Constant	Monthly consumption in MU as recorded in all the agricultural feeders pertaining to the subdivision at the substations	Distribution loss (11KV line, DTC & LT line) & if any, in MU (losses in all the agri feeders in a subdiv to be considered)	Net consumption in MU duly deducting the Distribution loss (11KV line, DTC & LT line) & if any, to other consumers sales to other consumers if any.	No. of IP sets connected to the agri feeders in the subdivision			Average consumption per IP per month (specific Coms/IP/Month)	Total no of IP sets in the subdivision (as per DCB)			Total sales to IP sets in MU
										7a	7b	7c=(7a+7b)/2		9a	9b	9c=(9a+9b)/2	
153	Dec-19	Bidar	aliyabad	13286.2	13340.5	2000	0.109	0.02	0.09	797	797	797	117.18				
154	Dec-19	Kamthana	Kanganakot	45463.7	45831.2	1000	0.368	0.05	0.32	813	813	813	388.75				
155	Dec-19	Kamthana	Bellura	17940.5	18046.9	1000	0.106	0.01	0.09	347	347	347	263.70				
156	Dec-19	Kamthana	Yadlapur	MNR	MNR	MNR	0.300	0.04	0.26	456	456	456	565.79				
157	Dec-19	Kamthana	Kadwad	MNR	MNR	MNR	0.450	0.06	0.39	536	536	536	722.01				
158	Dec-19	Kamthana	Chatnalli	MNR	MNR	MNR	0.500	0.07	0.43	507	507	507	848.13				
159	Dec-19	Kamthana	Andoora	132896	135531	100	0.264	0.04	0.23	552	552	552	410.53				
160	Dec-19	Kamthana	Aliwal	4210.62	4220.37	20000	0.195	0.03	0.17	592	592	592	283.28				
161	Dec-19	Kamthana	Sekenderapur	2682.7	2816.6	2000	0.268	0.04	0.23	613	613	613	375.71				
162	Dec-19	Kamthana	Naubad	3961.12	3967.89	30000	0.203	0.03	0.17	609	609	609	286.81				
163	Dec-19	Kamthana	Aurad (S)	MNR	MNR	MNR	0.330	0.05	0.28	625	625	625	454.08				
164	Dec-19	Kamthana	Bagdal Thanda	MNR	MNR	MNR	0.500	0.07	0.43	533	533	533	806.75				
165	Dec-19	Kamthana	Bagdal	MNR	MNR	MNR	0.780	0.11	0.67	615	615	615	1090.73				
166	Dec-19	Kamthana	Honnadi	MNR	MNR	MNR	0.330	0.05	0.28	747	747	747	379.92				
167	Dec-19	Kamthana	Kheni Ranjal	4309.13	4317.27	30000	0.244	0.03	0.21	478	478	478	439.36				
168	Dec-19	Kamthana	Sangolgi	544.5	547.3	20000	0.056	0.01	0.05	449	449	449	107.26				
170	Dec-19	HUMNABAD	Old Namdgau IP	8051.10	8089.60	66	16	2	14	35174	35254	35214	384.42	41685	41685	1602	
171	Dec-19	HUMNABAD	Hankuni	45875.00	46122.00	1000	0.039	0.01	0.03	258	258	258	128.33	10433	10433	1.34	
172	Dec-19	HUMNABAD	Sindhankera	7982.35	8049.00	2000	0.133	0.02	0.11	578	578	578	198.34				
173	Dec-19	HUMNABAD	Ghatbaral IP	MNR	MNR	MNR	0.550	0.08	0.47	476	476	476	993.70				
174	Dec-19	HUMNABAD	Hunsali IP	MNR	MNR	MNR	0.712	0.10	0.61	666	666	666	919.40				
175	Dec-19	HUMNABAD	Mugtoor IP	5796.70	5950.00	2000	0.307	0.04	0.26	669	669	669	394.13				
176	Dec-19	HUMNABAD	Hanalkera IP	810.97	955.50	2000	0.289	0.04	0.25	1124	1124	1124	221.17				
177	Dec-19	HUMNABAD	Pooia Colony IP	543.00	372.00	2000	0.342	0.05	0.29	601	601	601	489.38				
178	Dec-19	HUMNABAD	Kabirabad wadi IP	207.00	206.00	2000	0.002	0.00	0.00	585	585	585	2.94				
179	Dec-19	MannaEkheili	Ilaga	13048.80	13160.50	2000	0.223	0.03	0.19	413	413	413	465.19	7904	7905	3.68	
180	Dec-19	MannaEkheili	Naganakera	4970.80	5071.30	2000	0.301	0.04	0.26	305	305	305	848.72				
181	Dec-19	MannaEkheili	Changlera	6037.70	6239.90	2000	0.404	0.06	0.35	755	755	755	460.64				
182	Dec-19	MannaEkheili	Udhal Wadi	4388.40	4530.10	2000	0.283	0.04	0.24	877	877	877	277.91				
183	Dec-19	MannaEkheili	Bemalkheda	3373.58	3442.70	2000	0.138	0.02	0.12	422	422	422	281.72				
184	Dec-19	MannaEkheili	Udamnalli	20818.81	20900.63	2000	0.164	0.02	0.14	438	438	438	321.30				
185	Dec-19	MannaEkheili	Chitgauppa	23498.90	23608.50	2000	0.219	0.03	0.19	844	844	844	223.36				
186	Dec-19	MannaEkheili	Kodambal	31176.90	31288.30	2000	0.223	0.03	0.19	579	579	579	330.93				
187	Dec-19	MannaEkheili	Meenker	3386.30	3397.95	2000	0.023	0.00	0.02	280	280	280	71.56				
188	Dec-19	MannaEkheili	Mustari	28298.10	28498.70	2000	0.401	0.06	0.35	354	354	354	974.67				
189	Dec-19	Basavakalyan	Neelkanthwadi	2510.93	2636.04	1000	0.1251	0.02	0.1076	412	412	412	261.15	16665	16666	4.35	
190	Dec-19	Basavakalyan	Gundoor	3601.98	3641.86	1000	0.0399	0.01	0.0343	254	254	254	135.03				
191	Dec-19	Basavakalyan	Gour	0	0	4000	0.4900	0.07	0.4214	1024	1024	1024	411.52				
192	Dec-19	Basavakalyan	Belur	4601.32	4610.53	2000	0.2199	0.03	0.1891	538	538	538	351.54				
193	Dec-19	Basavakalyan	Partapur	19366.70	19506.90	1000	0.1402	0.02	0.1006	835	835	835	144.40				
194	Dec-19	Basavakalyan	Kongli	2233.40	2233.40	1000	0.1871	0.03	0.1385	250	250	250	643.62				
195	Dec-19	Koppal	Humnabad total	33413.50	33614.00	2500	6.20	0.87	5.33	14313	14313	14313	372.72	35001	35004	13.05	
196	Dec-19	Koppal	F1-Kannoor	44837.32	44989.80	2000	0.305	0.043	0.26	327	327	327	1034.62	327	327	0.34	
197	Dec-19	Koppal	F3-Gondabal	224864.60	225713.90	500	0.425	0.059	0.366	545	545	545	481.22	545	545	0.26	
198	Dec-19	Koppal	F4-LIS	MNR	MNR	2000	0.100	0.01	0.08	775	775	775	471.22	775	775	0.37	
199	Dec-19	Koppal	F5-Baganal	MNR	MNR	2000	0.100	0.01	0.08	1080	1080	1080	79.63	1080	1080	0.09	
200	Dec-19	Koppal	F6-Basapur	30338.30	30522.00	2000	0.367	0.05	0.27	166	166	166	1903.40	166	166	0.32	
201	Dec-19	Koppal	F1-Chilaknuiki	14014.86	14050.81	20000	0.715	0.10	0.61	363	363	363	1703.42	363	363	0.62	
202	Dec-19	Koppal	F2-C.Bommal	7828.52	7845.79	20000	0.345	0.05	0.30	263	263	263	1129.44	263	263	0.30	
203	Dec-19	Koppal	F3-H.Bommal	5488.38	5500.81	20000	0.249	0.03	0.19	434	434	434	492.62	434	434	0.21	
204	Dec-19	Koppal	F4-Melhagal	17092.41	17233.65	2000	0.282	0.04	0.20	205	205	205	1185.04	205	205	0.24	


NOTARY
 0.0056 SANJEEV K. B. S. P.
 0.0059 \$ JOC 00.086
 0.0051 K.A.L. B. S. P.
 0.0052 A. M. T. 0.887
 0.0053 D. B. 1.202288
 0.0054
 0.0055

274

(Signature)
Executive Engineer
Regulatory Affairs
Corporate Office,
GESCOM, KALABURAGI

Sl.No	Month	Name of Sub-Div	Name of segregated agricultural feeders in the subdivision	Initial energy meter reading in the feeder	Final energy meter reading in the feeder	Meter Constant	Monthly consumption in MU as recorded in all the agricultural feeders pertaining to the subdivision at the substations	Distribution loss (11KV line, DTC & LT line) & if any, in MU losses in all the agricultural feeders in a subdiv to be considered)	Net consumption in MU duly deducting the Distribution loss (11KV line, DTC & LT line) & sales to other consumers if any,	No. of IP sets connected to the agri feeders in the subdivision			Average consumption per IP per month (specific Cons/IP/Month)	Total no of IP sets in the subdivision (as per DCB)			Total sales to IP sets I MU
										7a	7b	7c=(7a+7b)/2		9a	9b	9c=(9a+9b)/2	
204	Dec-19	Koppal	F7-SIDAGANAHALLI (IP)	MNR	MNR	20000	0.150	5*	0.129	587	587	587	219.76	587	587	587	0.13
205	Dec-19	Koppal	F1-Bypapur	4512.93	4524.62	20000	0.274	0.038	0.235	421	421	421	559.31	421	421	421	0.24
206	Dec-19	Koppal	F3-WS(IP)	2323.07	2334.22	20000	0.223	0.031	0.192	404	404	404	474.70	404	404	404	0.19
207	Dec-19	Koppal	F4-Belagatti	366.90	372.12	20000	0.104	0.015	0.090	380	380	380	236.27	380	380	380	0.09
208	Dec-19	Koppal	F5-Kavalur	6543.21	6546.35	20000	0.063	0.009	0.054	149	149	149	362.47	149	149	149	0.05
209	Dec-19	Koppal	F3-Olanahalli	651.17	659.57	20000	0.168	0.024	0.144	398	398	398	363.02	398	398	398	0.14
210	Dec-19	Koppal	F4-Iralkalada	2140.29	2140.57	20000	0.006	0.001	0.005	346	346	346	13.92	346	346	346	0.00
211	Dec-19	Koppal	F5-Budshethal	1877.41	1895.87	20000	0.369	0.052	0.318	902	902	902	352.01	902	902	902	0.32
212	Dec-19	Koppal	F6-Devalapura	2021.66	2029.15	20000	0.150	0.021	0.129	449	449	449	286.92	449	449	449	0.13
213	Dec-19	Koppal	F1-Mainalli	2215.15	2221.76	20000	0.132	0.019	0.114	100	100	100	1136.92	100	100	100	0.11
214	Dec-19	Koppal	F2-H.Sindagi	1395.00	1399.34	20000	0.087	0.012	0.075	322	322	322	231.83	322	322	322	0.07
215	Dec-19	Koppal	F4-Yadaganal	6551.41	6559.62	20000	0.164	0.023	0.141	275	275	275	513.50	275	275	275	0.14
216	Dec-19	Koppal	F6-C.Sindagi	2561.00	2564.80	20000	0.076	0.011	0.065	477	477	477	137.02	477	477	477	0.12
217	Dec-19	Koppal	F1-Moortal	8112.50	8185.10	20000	0.145	0.020	0.125	228	228	228	547.68	228	228	228	0.12
218	Dec-19	Koppal	F2-Bochanalli	4355.90	4482.60	20000	0.253	0.035	0.218	703	703	703	309.99	703	703	703	0.22
219	Dec-19	Koppal	F3-Hankunfi	22835.90	22948.50	20000	0.225	0.032	0.194	436	436	436	444.20	436	436	436	0.19
220	Dec-19	Koppal	F5-Tigari IP	22752.40	22841.80	20000	0.179	0.025	0.154	426	426	426	380.96	426	426	426	0.15
221	Dec-19	Koppal	F7-Niralagi	MNR	MNR	20000	0.450	0.063	0.387	1018	1018	1018	1018	1018	1018	1018	0.39
222	Dec-19	Koppal	F8-Katarki	26245.80	26315.60	20000	0.140	0.020	0.120	296	296	296	405.59	296	296	296	0.12
223	Dec-19	Koppal	F-11 Biscaralli IP	1107.50	1206.00	20000	0.197	0.028	0.169	322	322	322	526.15	322	322	322	0.17
224	Dec-19	Koppal	F2-Abbiyeri	17503.84	17523.45	20000	0.392	0.058	0.337	216	216	216	1561.54	216	216	216	0.34
225	Dec-19	Koppal	F6-D HOSALLI (IP)	1929.07	1938.12	20000	0.181	0.025	0.156	602	602	602	258.57	602	602	602	0.16
226	Dec-19	Munirabad	Himal Feeder (F2)	66.80	193.30	20000	0.253	0.035	0.218	392	392	392	555.05	392	392	392	0.22
227	Dec-19	Munirabad	F3 Mudlapura	403.8	416.4	1000	0.013	0.002	0.011	41	41	41	264.29	41	41	41	0.01
228	Dec-19	Munirabad	Gaddimal (F5)	7299.3	7386.4	2000	0.174	0.024	0.150	377	377	377	397.38	377	377	377	0.15
229	Dec-19	Munirabad	Vanabellay F5	12957.18	13061.2	2000	0.208	0.029	0.179	437	437	437	409.42	437	437	437	0.18
230	Dec-19	Munirabad	Narayampet F10	8402.2	8572.33	2000	0.340	0.048	0.293	333	333	333	878.75	333	333	333	0.29
231	Dec-19	Munirabad	Indragi F4	13167.58	13313.63	2000	0.293	0.041	0.252	557	557	557	451.62	557	557	557	0.25
232	Dec-19	Munirabad	Hale Kumata F11	6701.06	6809.97	2000	0.218	0.030	0.187	323	323	323	579.95	323	323	323	0.19
233	Dec-19	Munirabad	Kunikeri F1	MNR	MNR	no CT	0.550	0.077	0.473	571	571	571	828.37	571	571	571	0.47
234	Dec-19	Munirabad	Karkihalli F2	867.97	874.1	20000	0.123	0.017	0.105	215	215	215	490.40	215	215	215	0.11
235	Dec-19	Munirabad	Allanagar F5	24753.9	24818.86	3000	0.195	0.027	0.168	306	306	306	547.70	306	306	306	0.17
236	Dec-19	Munirabad	Lachankeri F6	MNR	MNR	2000	0.300	0.042	0.258	572	572	572	451.05	572	572	572	0.26
237	Dec-19	Munirabad	Galamma Gudi	4904.17	5049.19	2000	0.290	0.041	0.249	308	308	308	809.85	308	308	308	0.25
238	Dec-19	Munirabad	Kalihanavagera F11	15191.7	15516.3	666	0.216	0.030	0.186	566	566	566	378.48	566	566	566	0.19
239	Dec-19	Munirabad	Ginigeira F12	MNR	MNR	2000	0.400	0.056	0.344	576	576	576	597.22	576	576	576	0.34
240	Dec-19	Munirabad	Kukanapalli feeder	39568.08	39688.82	20000	0.255	0.036	0.219	364	364	364	602.00	364	364	364	0.22
241	Dec-19	Munirabad	Shivana thanda for	MNR	MNR	20000	0.400	0.056	0.344	258	258	258	1333.33	258	258	258	0.34
242	Dec-19	Munirabad	Budsheward F5	2043.67	2063.25	20000	0.392	0.059	0.333	259	259	259	1300.29	259	259	259	0.34
243	Dec-19	Yeilburga	Total	4.6185236	4.6185236	20000	0.65	0.065	0.585	6455	6455	6455	615.33	6455	6455	6455	3.97
244	Dec-19	Yeilburga	F3 Mandalamari	28.00	255.10	2000	0.454	0.064	0.391	884	884	884	441.87	884	884	884	0.39
245	Dec-19	Yeilburga	F4 Chikkamvageri	31.50	317.70	1000	0.286	0.040	0.246	236	236	236	1042.93	236	236	236	0.25
246	Dec-19	Yeilburga	F6 Muthal	4.20	184.20	1000	0.180	0.025	0.155	678	678	678	228.32	678	678	678	0.15
247	Dec-19	Yeilburga	F7 Balutagi	50.10	188.00	1000	0.138	0.017	0.121	518	518	518	228.95	518	518	518	0.12
248	Dec-19	Yeilburga	F2 Taralakkoti (Hunshali)	MNR	MNR	0.850	0.850	0.063	0.687	663	663	663	1102.56	663	663	663	0.73
249	Dec-19	Yeilburga	F3 Mataladinni	MNR	MNR	0.780	0.780	0.097	0.683	481	481	481	1391.70	481	481	481	0.67
250	Dec-19	Yeilburga	Gunnal	MNR	MNR	0.700	0.700	0.040	0.660	416	416	416	1447.12	416	416	416	0.60
251	Dec-19	Yeilburga	F1 Salabhavi	MNR	MNR	0.570	0.570	0.040	0.530	406	406	406	1207.39	406	406	406	0.49
252	Dec-19	Yeilburga	F2 HreAralihalli	MNR	MNR	0.800	0.800	0.112	0.688	496	496	496	1387.10	496	496	496	0.69
252	Dec-19	Yeilburga	F3 Dammur	MNR	MNR	0.500	0.500	0.070	0.430	308	308	308	1396.10	308	308	308	0.43

NOTARY
 S. JAYAPRAKASH
 19/12/19
 Dist. KA. J. S. S.
 Reg. No. 08836
 608 Ex-D. 10-10-1986
 0112
 0882
 0430

275

Executive Engineer
Regulatory Affairs
Corporate Office,
GESCOM KALABURGI


Sl.No	Month	Name of Sub-Div	Name of segregated agricultural feeders in the subdivision	Initial energy meter reading in the feeder	Final energy meter reading in the feeder	Meter Constant	Monthly consumption in MW as recorded in all the agricultural feeders pertaining to the subdivision at the substations	Distribution loss (11KV line, DTC & LT line) & if any, in MW (losses in all the agri feeders in a subdiv to be considered)	Net consumption in MW duly deducting the Distribution loss (11KV line, DTC & LT line) & sales to other consumers if any.	No. of IP sets connected to the agri feeders in the subdivision				Average consumption per IP per month (specific Cons/IP/Month)	Total no of IP sets in the subdivision (as per DCB)			Total sales to IP sets MW
										7a	7b	7c=(7a+7b)/2	8=6/7c		9a	9b	9c=(9a+9b)/2	
253	Dec-19	Yelburga	Konasagar	MNR	MNR	2000	0.850	0.119	0.731	656	656	656	1114.33	656	656	656	10.899c	
254	Dec-19	Yelburga	F1 Goural	MNR	MNR	2000	0.300	0.042	0.258	205	205	205	1258.54	205	205	205	0.73	
255	Dec-19	Yelburga	F4-Yehancinal	MNR	MNR	20000	0.850	0.119	0.731	215	215	215	3400.00	215	215	215	0.73	
256	Dec-19	Yelburga	F3 Shirur	MNR	MNR	20000	0.450	0.063	0.387	988	988	988	391.70	988	988	988	0.39	
257	Dec-19	Yelburga	F5-Kallur	MNR	MNR	2000	0.350	0.049	0.301	205	205	205	1468.29	205	205	205	0.30	
258	Dec-19	Yelburga	F2 Nelajer	MNR	MNR	2000	0.750	0.105	0.645	503	503	503	1282.31	503	503	503	0.65	
259	Dec-19	Yelburga	Kudimoli	MNR	MNR	2000	0.930	0.130	0.800	648	648	648	1234.26	648	648	648	0.80	
260	Dec-19	Yelburga	F4 Bevoor	MNR	MNR	2000	0.350	0.049	0.301	210	210	210	1433.33	210	210	210	0.30	
261	Dec-19	Yelburga	F1 Benkal	MNR	MNR	2000	0.200	0.028	0.172	350	350	350	491.43	350	350	350	0.17	
262	Dec-19	Yelburga	F6 Banapur	5918.78	5941.65	1000	0.023	0.003	0.020	208	208	208	94.56	208	208	208	0.02	
263	Dec-19	Yelburga	F2 Lakamapur	4009.91	4052.57	1000	0.043	0.006	0.037	84	84	84	436.76	84	84	84	0.04	
264	Dec-19	Yelburga	F1 Bevoor	MNR	MNR	2000	0.450	0.063	0.387	281	281	281	1377.22	281	281	281	0.39	
265	Dec-19	Yelburga	F2 guffur	MNR	MNR	2000	0.740	0.104	0.636	484	484	484	1314.88	484	484	484	0.64	
266	Dec-19	Yelburga	F3 muradi	1700.00	1934.50	2000	0.469	0.066	0.403	391	391	391	1031.56	391	391	391	0.40	
267	Dec-19	Yelburga	F4 Hunsihal	MNR	MNR	2000	0.900	0.126	0.774	519	519	519	1491.33	519	519	519	0.90	
268	Dec-19	Yelburga	F5 Yeadoni	2788.20	2795.40	2000	0.326	0.046	0.281	602	602	602	466.29	602	602	602	0.28	
269	Dec-19	Yelburga	F6 Lingadalli	1530.20	1549.20	2000	0.238	0.033	0.205	323	323	323	633.68	323	323	323	0.20	
270	Dec-19	Yelburga	F2 Hirewadarkal	6480.50	6531.70	2000	0.102	0.014	0.088	303	303	303	290.64	303	303	303	0.09	
271	Dec-19	Yelburga	F3 Taliker	26666.60	26766.20	2000	0.199	0.028	0.171	420	420	420	407.89	420	420	420	0.17	
272	Dec-19	Yelburga	F4-Chikamannapur	32808.80	32976	2000	0.334	0.047	0.288	200	200	200	1437.92	200	200	200	0.29	
273	Dec-19	Yelburga	F3-Hagedhal	4853.33	4942.11	2000	0.178	0.025	0.153	254	254	254	601.19	254	254	254	0.15	
274	Dec-19	Yelburga	F5-Zoolkathi	12047.11	12200.10	2000	0.306	0.043	0.263	77	77	77	3417.44	77	77	77	0.26	
275	Dec-19	Yelburga	F6-Bandi	7346.68	7505.46	2000	0.318	0.044	0.273	191	191	191	1429.85	191	191	191	0.27	
276	Dec-19	Yelburga	F2-Chikabannigal	3258.89	3359.96	2000	0.202	0.028	0.174	474	474	474	366.75	474	474	474	0.22	
277	Dec-19	Yelburga	F4-Tummurugudi	882.73	900.44	2000	0.035	0.005	0.030	203	203	203	150.06	203	203	203	0.03	
278	Dec-19	RSD_Rcr	F 1 Nelhal	5340.48	5316.43	1000	0.024	0.001	0.023	129	129	129	177.11	129	129	129	0.02	
279	Dec-19	RSD_Rcr	F7 Shakavadi	1719.59	1697.46	20000	0.443	0.022	0.420	264	264	264	1592.69	264	264	264	0.42	
280	Dec-19	RSD_Rcr	J 1-Balamadadi	16828.85	16681.04	2000	0.296	0.015	0.281	649	649	649	432.73	649	649	649	0.28	
281	Dec-19	RSD_Rcr	J 2-Singandi	29251.32	29238.91	2000	0.025	0.001	0.024	252	252	252	93.57	252	252	252	0.02	
282	Dec-19	RSD_Rcr	W4 Wadavathi	34369.7	34131.94	2000	0.476	0.024	0.452	518	518	518	872.09	518	518	518	0.45	
283	Dec-19	RSD_Rcr	W5 Chandrabanda	MNR	MNR	2000	0.650	0.033	0.618	257	257	257	2402.72	257	257	257	0.62	
284	Dec-19	RSD_Rcr	W-8 Babur	MNR	MNR	2000	0.900	0.045	0.855	515	515	515	1660.19	515	515	515	0.86	
285	Dec-19	RSD_Rcr	W12 Singanadi Thanda	5990.6	5795.6	1000	0.195	0.010	0.185	518	518	518	357.63	518	518	518	0.19	
286	Dec-19	RSD_Rcr	W6 Singanadi	44269.7	43942.27	2000	0.655	0.033	0.622	893	893	893	696.66	893	893	893	0.62	
287	Dec-19	RSD_Rcr	S-3 Ashihigi	32321.2	32171.7	1000	0.150	0.007	0.142	426	426	426	333.39	426	426	426	0.14	
288	Dec-19	RSD_Rcr	S-5 Karekal	30858.4	30763.1	1000	0.095	0.005	0.090	426	426	426	212.52	426	426	426	0.09	
289	Dec-19	RSD_Rcr	S-10 Korhakunda	50610.8	50279.6	1000	0.331	0.017	0.315	523	523	523	601.61	523	523	523	0.31	
290	Dec-19	RSD_Rcr	S-11 Marhidadi	38119	38119	1000	0.550	0.028	0.523	219	219	219	2395.84	219	219	219	0.52	
291	Dec-19	RSD_Rcr	Y 2-Burdiapad	584.2	548.9	2000	0.071	0.004	0.067	150	150	150	47.13	150	150	150	0.07	
292	Dec-19	RSD_Rcr	Y-3 Santapur	1213.3	1069.5	2000	0.288	0.014	0.274	360	360	360	758.94	360	360	360	0.27	
293	Dec-19	RSD_Rcr	Y-5 Aihkur IP	2755.1	2693.2	2000	0.124	0.008	0.116	280	280	280	420.04	280	280	280	0.12	
294	Dec-19	RSD_Rcr	Y-6-Uganhalli	2797.1	2583	2000	0.428	0.021	0.407	352	352	352	1155.65	352	352	352	0.41	
295	Dec-19	RSD_Rcr	Y-8-Kalvaladadi	2949.9	2761.8	2000	0.376	0.019	0.357	450	450	450	794.20	450	450	450	0.36	
296	Dec-19	RSD_Rcr	Y-10-Nagarai Camp	1848.2	1754.8	2000	0.187	0.009	0.178	398	398	398	445.88	398	398	398	0.18	
297	Dec-19	RSD_Rcr	Y-11-D.Rampura	2934.7	2772.6	2000	0.324	0.016	0.308	480	480	480	641.65	480	480	480	0.31	
298	Dec-19	RSD_Rcr	Y-12-Ashigera	1610	1494.1	2000	0.232	0.012	0.220	216	216	216	1019.49	216	216	216	0.22	
299	Dec-19	RSD_Rcr	F-1 Gunihalli IP	4191.2	3847.5	2000	0.687	0.034	0.653	365	365	365	1789.12	365	365	365	0.65	
300	Dec-19	RSD_Rcr	F-2 Puchaladinni	3039.8	2773.3	2000	0.533	0.027	0.506	186	186	186	2722.31	186	186	186	0.51	
301	Dec-19	RSD_Rcr	F-1 L.K. Doddai	1686.2	1612.9	2000	0.147	0.007	0.140	200	200	200	696.35	200	200	200	0.14	
302	Dec-19	RSD_Rcr	F-12 Jambaladinni	4683.3	4426.2	2000	0.514	0.025	0.489	327	327	327	1493.85	327	327	327	0.49	




276

Executive Engineer
Regulatory Affairs
Corporate Office,
GESCOM, KALABURAGI

Sl.No	Month	Name of Sub-Div	Name of segregated agricultural feeders in the subdivision	Initial energy meter reading in the feeder	Final energy meter reading in the feeder	Meter Constant	Monthly consumption in MU as recorded in all the agricultural feeders pertaining to the subdivision at the substations	Distribution loss (11KV line, DTC & LT line) & if any, in MU (losses in all the agricultural feeders in a subdiv to be considered)	Net consumption in MU duly deducting the Distribution loss (11KV line, DTC & LT line) & sales to other consumers if any,	No. of IP sets connected to the agrif feeders in the subdivision			Average consumption per IP per month (specific Cons/IP/Month h)	Total no of IP sets in the subdivision (as per DCB)			Total sales to IP sets I MU
										3a	3b	3c		7a	7b	7c=(7a+7b)/2	
303	Dec-19	RSD_Rcr	M-9-Hirapur	4866.7	4866.7	2000	0.450	0.023	0.428	327	327	327	1307.34	327	327	327	0.43
304	Dec-19	RSD_Rcr	M-3-Garaldinni	MNR		1000	0.800	0.040	0.760	427	427	427	1779.86	427	427	427	0.76
305	Dec-19	RSD_Rcr	M-5-Puripathi	5226.6	4896.7	1000	0.330	0.016	0.313	359	359	359	872.99	359	359	359	0.31
306	Dec-19	RSD_Rcr	F-2 Thungabhadra	5047.03	5019.4	2000	0.055	0.003	0.052	249	249	249	210.83	249	249	249	0.05
307	Dec-19	RSD_Rcr	F-6 Panchamuki	25940.09	25940.09	2000	0.500	0.025	0.475	211	211	211	2251.18	211	211	211	0.48
308	Dec-19	RSD_Rcr	F-3 Bichali	1922.67	1827.58	2000	0.190	0.010	0.180	285	285	285	633.93	285	285	285	0.18
309	Dec-19	RSD_Rcr	F-4 Kere Budoor	4398.48	4342.3	2000	0.112	0.006	0.107	278	278	278	383.96	278	278	278	0.11
310	Dec-19	RSD_Rcr	F6 Malliyabada	11991.81	11910.04	2000	0.164	0.008	0.155	398	398	398	390.36	398	398	398	0.16
311	Dec-19	RSD_Rcr	F2 Malkapur	19118.81	18783.66	2000	0.670	0.034	0.637	192	192	192	3316.59	192	192	192	0.64
312	Dec-19	RSD_Rcr	F4 Massadadi	22398.64	22125.61	2000	0.546	0.027	0.519	216	216	216	2401.65	216	216	216	0.52
313	Dec-19	RSD_Rcr	F1-Asigera landa	13735.99	13470.56	2000	0.531	0.027	0.504	539	539	539	935.65	539	539	539	0.50
314	Dec-19	RSD_Rcr	F-2 Chamrabanda	3861.5	3774.49	2000	0.174	0.009	0.165	206	206	206	802.52	206	206	206	0.17
315	Dec-19	RSD_Rcr	F-4 Maremma Camp	5583.03	5503.99	2000	0.158	0.008	0.150	264	264	264	568.85	264	264	264	0.15
316	Dec-19	RSD_Rcr	F-6 Nagandaddi	10688.92	10524.83	2000	0.328	0.016	0.312	255	255	255	1222.63	255	255	255	0.31
317	Dec-19	RSD_Rcr	C13 Rural	22113	21890.8	2000	0.444	0.022	0.422	993	993	993	425.16	993	993	993	0.42
318	Dec-19	RSD_Rcr	F3 Sulthanpur IP	244.78	195.58	2000	0.098	0.005	0.093	650	650	650	143.82	650	650	650	0.09
319	Dec-19	RSD_Rcr	F3 Mirijapur	2161.7	2076.5	2000	0.167	0.009	0.162	649	649	649	249.43	649	649	649	0.16
320	Dec-19	RSD_Rcr	F2 Talamati IP	1210.7	1164.7	2000	0.092	0.005	0.087	836	836	836	104.55	836	836	836	0.09
321	Dec-19	Manvi	Neer Manvi F-2	5522.66	5508.17	20000	0.290	0.014	0.275	1043	1043	1043	263.96	1043	1043	1043	0.28
322	Dec-19	Manvi	Chimlapur F-7	22422.43	22422.43	2000	0.530	0.028	0.502	533	533	533	980.30	533	533	533	0.52
323	Dec-19	Manvi	Janaka JF-4	22461.27	22446.17	2000	0.030	0.002	0.029	655	655	655	43.80	655	655	655	0.03
324	Dec-19	Manvi	Mustur F-5	18946.63	18786.13	2000	0.321	0.016	0.305	253	253	253	1205.34	253	253	253	0.30
325	Dec-19	Manvi	Sangapur F-6	29833.22	29734.65	2000	0.197	0.010	0.187	261	261	261	717.56	261	261	261	0.19
326	Dec-19	Manvi	Rajoli M-11	2778.90	2740.60	2000	0.037	0.002	0.035	398	398	398	87.36	398	398	398	0.03
327	Dec-19	Manvi	Arali M-2	861.90	861.90	1000	0.600	0.030	0.570	695	695	695	820.14	695	695	695	0.57
328	Dec-19	Manvi	Muddamugadda	12855.60	12830.90	2000	0.049	0.002	0.047	315	315	315	148.98	315	315	315	0.05
329	Dec-19	Manvi	Jeenuer IP	25587.20	25583.90	2000	0.007	0.000	0.007	342	342	342	20.56	342	342	342	0.01
330	Dec-19	Manvi	Madapur-3	28476.90	28329.30	2000	0.295	0.015	0.280	195	195	195	1438.15	195	195	195	0.28
331	Dec-19	Manvi	Kalharki	22844.00	22497.10	1000	0.367	0.018	0.349	418	418	418	833.86	418	418	418	0.35
332	Dec-19	Manvi	Daddal	26410.90	26236.70	1000	0.174	0.009	0.165	398	398	398	415.80	398	398	398	0.17
333	Dec-19	Manvi	Cheekalparvi	20122.40	19989.60	2000	0.266	0.013	0.252	195	195	195	1293.95	195	195	195	0.25
334	Dec-19	Manvi	Kapgal	13115.50	13062.40	2000	0.106	0.005	0.101	289	289	289	349.10	289	289	289	0.10
335	Dec-19	Manvi	Bagalawada	13060.50	12923.40	2000	0.274	0.014	0.260	261	261	261	998.05	261	261	261	0.26
336	Dec-19	Manvi	Saiccamp	4732.00	4726.60	2000	0.011	0.001	0.010	418	418	418	24.55	418	418	418	0.01
337	Dec-19	Manvi	Ratalabanda	1656.60	1484.10	2000	0.345	0.017	0.328	543	543	543	603.59	543	543	543	0.33
338	Dec-19	Manvi	Walkeadinni	1175.80	1072.00	2000	0.208	0.010	0.197	995	995	995	198.21	995	995	995	0.20
339	Dec-19	Manvi	Garkal	679.40	620.70	2000	0.117	0.006	0.112	314	314	314	355.19	314	314	314	0.11
340	Dec-19	Sihwar	Hussainpur IP	26363.2	25946.5	1000	0.417	0.021	0.396	358	358	358	1105.77	358	358	358	0.40
341	Dec-19	Sihwar	Ahnaor IP	17737.39	176238.7	250	0.284	0.014	0.270	1094	1094	1094	246.44	1094	1094	1094	0.27
342	Dec-19	Sihwar	Navalalkai IP	16779.8	16772.8	2000	0.014	0.001	0.013	662	662	662	20.09	662	662	662	0.01
343	Dec-19	Sihwar	Narabanda IP	MNR	MNR	2000	0.850	0.043	0.808	358	358	358	2255.59	358	358	358	0.81
344	Dec-19	Sihwar	Kurkunda IP	1348.1	884.4	1000	0.464	0.023	0.441	867	867	867	508.09	867	867	867	0.44
345	Dec-19	Sihwar	Mallat IP	1804.2	1436.1	500	0.184	0.009	0.175	597	597	597	292.88	597	597	597	0.17
346	Dec-19	Sihwar	Machanur IP	76441.3	75844	666.7	0.398	0.020	0.378	1094	1094	1094	345.80	1094	1094	1094	0.38
347	Dec-19	Sihwar	Kallur IP	MNR	MNR	1000	0.800	0.040	0.760	867	867	867	876.59	867	867	867	0.76
348	Dec-19	Deodurga	Chandankeri IP	5543.5	5495.3	1000	0.048	0.002	0.046	784	784	784	58.41	784	784	784	0.05
349	Dec-19	Deodurga	Gopalapur IP	30944.90	30748.60	1000	0.196	0.009	0.187	692	692	692	269.49	692	692	692	0.19
350	Dec-19	Deodurga	Akalumpi	32770.29	32756.96	2000	0.267	0.013	0.254	694	694	694	364.94	694	694	694	0.25
351	Dec-19	Deodurga	Galgaj IP	21571.40	21378.40	2000	0.386	0.020	0.366	321	321	321	1142.37	321	321	321	0.37
352	Dec-19	Deodurga	H. Siddapur IP	4994.60	4973.60	2000	0.142	0.007	0.135	314	314	314	429.62	314	314	314	0.13
353	Dec-19	Deodurga	Chinchodi IP	1756.11	1743.27	20000	0.257	0.013	0.244	357	357	357	683.36	357	357	357	0.24
354	Dec-19	Deodurga	Mundaragi IP	MNR		20000	0.800	0.040	0.760	374	374	374	2032.09	374	374	374	0.76




Executive Engineer
Regulatory Affairs
Corporate Office,
GESCOM, KALABURAGI

Sl. No	Month	Name of Sub-Div	Name of segregated agricultural feeders in the subdivision	Initial energy meter reading in the feeder	Final energy meter reading in the feeder	Meter Constant	Monthly consumption in MU as recorded in all the agricultural feeders pertaining to the subdivision at the substations	Distribution loss (11KV line, DTC, & LT line) & if any, in MU (losses in all the agrt feeders in a subdiv to be considered)	Net consumption in MU duly deducting the Distribution loss (11KV line, DTC, & LT line) & if any, in MU (losses in all sales to other consumers if any,	No. of IP sets connected to the agrt feeders in the subdivision			Average consumption per IP per month (specific Cons/IP/Month)	Total no of IP sets in the subdivision (as per DCB)			Total sales to IP sets / MU
										7a	7b	7c=(7a+7b)/2		8=6/7c	9a	9b	
1	2	3	3a	3b	3c	4=(3b-3c)*3c	5*	6=4-5	7a	7b	7c=(7a+7b)/2	8=6/7c	9a	9b	9c=(9a+9b)/2	10=8*9c	
355	Dec-19	Deodurga	Kothadoddi IP	20442.20	20393.90	2000	0.097	0.005	265	265	265	346.30	265	265	265	0.09	
356	Dec-19	Deodurga	K. Irabagera IP	7227.11	7207.02	20000	0.402	0.382	245	245	245	1558.00	245	245	245	0.38	
357	Dec-19	Deodurga	Sunnadkal IP	2305.30	2250.70	2000	0.109	0.104	245	245	245	423.43	245	245	245	0.10	
358	Dec-19	Deodurga	Sunkeshwarhal IP	26182.90	26067.90	1000	0.115	0.109	357	357	357	306.02	357	357	357	0.11	
359	Dec-19	Deodurga	Madarikal IP	10235.44	10065.20	1000	0.170	0.162	376	376	376	430.13	376	376	376	0.16	
360	Dec-19	Deodurga	Mallapur IP (Alkod)	MNR	MNR	2000	0.550	0.028	196	196	196	2665.82	196	196	196	0.52	
361	Dec-19	Deodurga	Yatgal IP	4395.70	4325.20	2000	0.141	0.134	296	296	296	452.53	296	296	296	0.13	
362	Dec-19	Deodurga	Hirebudoor IP	1044.10	948.90	2000	0.190	0.181	239	239	239	756.82	239	239	239	0.18	
363	Dec-19	Deodurga	Kyadigera IP Set	MNR	MNR	1000	0.400	0.020	237	237	237	1603.38	237	237	237	0.38	
364	Dec-19	Deodurga	Mallapur IP Set	MNR	MNR	20000	0.990	0.941	694	694	694	1355.19	694	694	694	0.94	
365	Dec-19	Deodurga	Shivanagar IP Set	3387.47	3364.67	20000	0.456	0.023	276	276	276	1569.57	276	276	276	0.43	
366	Dec-19	Deodurga	Manasagali IP	MNR	MNR	2000	0.750	0.038	354	354	354	2012.71	354	354	354	0.71	
367	Dec-19	Deodurga	Aishinagi IP	MNR	MNR	2000	0.500	0.025	227	227	227	2092.51	227	227	227	0.48	
368	Dec-19	Deodurga	Benekal IP	5093.10	4978.20	2000	0.230	0.218	362	362	362	603.07	362	362	362	0.22	
369	Dec-19	Deodurga	Kurki halli IP	9849.50	9749.70	2000	0.200	0.190	354	354	354	535.65	354	354	354	0.19	
370	Dec-19	Deodurga	Karmalidini IP	351.20	338.65	20000	0.251	0.103	196	196	196	1216.58	196	196	196	0.24	
371	Dec-19	Deodurga	Devaragudada IP	3889.90	3713.20	2000	0.353	0.336	374	374	374	897.67	374	374	374	0.34	
372	Dec-19	Deodurga	Kaljabandi IP	3283.50	3174.30	2000	0.218	0.207	543	543	543	382.10	543	543	543	0.21	
373	Dec-19	Deodurga	Ganatali IP	5579.90	5421.70	2000	0.316	0.301	256	256	256	1174.14	256	256	256	0.30	
			Total				30.70	1.54	40733	40733	40733	716.07	40733	40733	40733	29.17	
374	Dec-19	Gangavathi	F-7 KESARATI	48540.99	48340.33	2000	0.401	0.381	728	728	728	523.70	728	728	728	0.38	
375	Dec-19	Gangavathi	F-9 SIDDIKERI	mir faculty	mir faculty	2000	0.330	0.314	253	253	253	1239.13	250	250	250	0.31	
376	Dec-19	Gangavathi	F-12HANAVAAAL	62650.77	62454.4	2000	0.393	0.373	709	709	709	526.24	709	709	709	0.37	
377	Dec-19	Gangavathi	F-13 DANAPUR	5160.9	5052.3	20000	0.217	0.206	498	498	498	414.34	498	498	498	0.21	
378	Dec-19	Gangavathi	F-14 MUSTUR	mir faculty	mir faculty	20000	0.900	0.855	705	705	705	1212.77	797	797	797	0.97	
379	Dec-19	Gangavathi	F-15 HOSALLI	IDLE	IDLE	20000	0.300	0.285	194	194	194	1469.07	194	194	194	0.29	
380	Dec-19	Gangavathi	F-1 RAMPURNEW	CT Burnt	CT Burnt	2000	0.480	0.456	666	666	666	684.68	666	666	666	0.46	
381	Dec-19	Gangavathi	F-4 HULIHAIDAR	34490.3	34256.4	2000	0.468	0.023	474	474	474	937.57	474	474	474	0.44	
382	Dec-19	Gangavathi	F-7 SULEKAL	Meter Burnton/10/13	Meter Burnton/20/11/13	2000	0.550	0.028	435	435	435	1201.15	435	435	435	0.52	
383	Dec-19	Gangavathi	F-8 MUSALAPUR	62.7	54.12	20000	0.172	0.163	485	485	485	336.12	120	120	120	0.04	
384	Dec-19	Gangavathi	F-1 AGOLI	37750.2	37689.6	2000	0.121	0.115	646	646	646	178.24	723	723	723	0.13	
385	Dec-19	Gangavathi	F-2 HEMAGUDDA	35427.2	35341.6	2000	0.171	0.163	649	649	649	250.60	791	791	791	0.20	
386	Dec-19	Gangavathi	F-4 ARHAL	39050.2	38942.2	2000	0.216	0.205	367	367	367	589.13	722	722	722	0.40	
387	Dec-19	Gangavathi	F-8 MUJKUMPA	5382.6	5343.9	4000	0.155	0.147	548	548	548	268.36	820	820	820	0.22	
388	Dec-19	Gangavathi	F7-Harmpasaturga	18235.6	18018.9	2000	0.433	0.022	360	360	360	1143.69	760	760	760	0.87	
389	Dec-19	Gangavathi	F9-Camel	NO METER	NO METER	0	0.100	0.005	273	273	273	347.99	536	536	536	0.19	
390	Dec-19	Gangavathi	F-1 Som Sagar	11359.77	11217.48	2000	0.285	0.270	360	360	360	750.98	641	641	641	0.48	
391	Dec-19	Gangavathi	F-2 Chikmadnal	11831.82	11745.85	2000	0.172	0.163	208	208	208	783.48	751	751	751	0.59	
392	Dec-19	Gangavathi	F4 Hudejoli-F4	862.7	731.2	2000	0.263	0.253	397	397	397	3569.29	210	210	210	0.75	
393	Dec-19	Gangavathi	F-5 Muslapur	18589.41	18437.73	2000	0.303	0.015	300	300	300	210.90	362	362	362	0.08	
394	Dec-19	Gangavathi	F1 Aneagundi	6912.2	6878.9	2000	0.087	0.063	300	300	300	456.39	262	262	262	0.12	
395	Dec-19	Gangavathi	F-5 Mallapur	2386.6	2197.8	666.667	0.126	0.096	262	262	262	456.39	262	262	262	0.12	
396	Dec-19	Gangavathi	F-2 KOTALHACAMP	26482.6	264282.8	2000	1.160	0.688	408	408	408	2700.05	408	408	408	1.10	
397	Dec-19	Karatagi	F-5 Mvapur	52646.6	52977.8	2000	0.662	0.633	202	202	202	3112.43	202	202	202	0.63	
398	Dec-19	Karatagi	F-1 Challur	4676.72	4688.2	20000	0.230	0.111	313	313	313	696.87	413	413	413	0.29	
399	Dec-19	Karatagi	F-4 BUDUGUMPA	67607.6	67674.2	2000	0.133	0.107	752	752	752	168.27	825	825	825	0.14	
400	Dec-19	Karatagi	F-10 CHANNALLI	28713.41	28557.09	2000	0.287	0.14	325	325	325	839.98	325	325	325	0.27	
401	Dec-19	Karatagi	F-1 ADHAPURA	5118	5394.7	2000	0.553	0.106	683	683	683	769.74	705	705	705	0.54	
402	Dec-19	Karatagi	F-11 WADAKI	5785.9	5986.9	2000	0.402	0.100	364	364	364	1049.18	481	481	481	0.50	
403	Dec-19	Karatagi	F-8 Sanikal	399.2	453.8	2000	0.109	0.003	129	129	129	804.19	129	129	129	0.10	
404	Dec-19	Karatagi	F-9 Navali Somandal	2745.6	2869.9	2000	0.249	0.012	201	201	201	1174.98	201	201	201	0.24	



278

Executive Engineer
Regulatory Affairs
Corporate Office,
GESCOM, KALABURAGI

Sl.No	Month	Name of Sub-Div	Name of segregated agricultural feeders in the subdivision	Initial energy meter reading in the feeder	Final energy meter reading in the feeder	Meter Constant	Monthly consumption in MU as recorded in all the agricultural feeders pertaining to the subdivision at the substations	Distribution loss (11KV sales to other consumers if any, in MU (losses in all the agr feeders in a subdiv to be considered))	Net consumption in MU duly deducting the Distribution loss (11KV line, DTC & LT line) & sales to other consumers if any.	No. of IP sets connected to the agr feeders in the subdivision			Average consumption per IP per month (specific Cons/IP/Month)	Total no of IP sets in the subdivision (as per DCB)			Total sales to IP sets I MU
										7a	7b	7c=(7a+7b)/2		9a	9b	9c=(9a+9b)/2	
405	Dec-19	Karatagi	F-2 KALGUDI	2879.7	3061.6	2000	0.364	0.018	0.346	160	160	160	8=6/7c	185	185	185	10=8/9c
406	Dec-19	Karatagi	F-6 Somnath	1933.7	2132.2	2000	0.397	0.020	0.377	201	201	201	2160.06	202	202	202	0.40
407	Dec-19	Karatagi	F-3 BARGUR	MNR	MNR	MNR	0.350	0.018	0.333	105	105	105	1876.37	114	114	114	0.38
408	Dec-19	Karatagi	F-4 KUNTOJI	45548.3	45687.28	4000	0.556	0.028	0.528	501	501	501	3166.67	524	524	524	0.36
409	Dec-19	Karatagi	F-5 SRI RAM NAGAR	36253.6	36565.3	2000	0.633	0.031	0.592	476	476	476	1054.14	691	691	691	0.55
410	Dec-19	Karatagi	F-10 Mustoor daggi	394059.5	396724.3	20	0.123	0.007	0.126	50	50	50	1244.18	50	50	50	0.86
411	Dec-19	Karatagi	F1- Ulenoor	538.8	808.7	2000	0.540	0.027	0.513	108	108	108	4748.24	108	108	108	0.51
412	Dec-19	Karatagi	F-3 BENNUR	1595	1799.6	2000	0.409	0.020	0.389	316	316	316	1230.19	317	317	317	0.39
413	Dec-19	Karatagi	F-5 KOKKARAGOLA (IP SET)	451.1	609.1	2000	0.316	0.016	0.300	420	420	420	714.76	425	425	425	0.30
414	Dec-19	Karatagi	F-6 SALLIGNUR	1848.3	2106.7	2000	0.517	0.026	0.491	388	388	388	1265.36	388	388	388	0.49
415	Dec-19	Karatagi	F-3 Yaradana (P(Kindi camp))	210.4	247.1	2000	0.073	0.004	0.070	317	317	317	219.97	379	379	379	0.08
416	Dec-19	Karatagi	F-2 Budagumpa	1556.2	1627.3	2000	0.142	0.007	0.135	88	88	88	1535.11	151	151	151	0.23
417	Dec-19	Karatagi	F-6 Eliganur IP	1615	1833.8	2000	0.438	0.022	0.416	491	491	491	846.68	591	591	591	0.50
418	Dec-19	Kustagi	F4-Kardakera	31732.4	31514.1	2000	0.437	0.022	0.415	562	562	562	738.02	562	562	562	0.41
419	Dec-19	Kustagi	F3-Hlebannigola (Gidaj)	3956.8	3446	1000	0.511	0.026	0.485	451	451	451	1075.96	650	650	650	0.70
420	Dec-19	Kustagi	F1- Bijakal	1285	1164.5	2000	0.241	0.012	0.229	434	434	434	527.53	434	434	434	0.23
421	Dec-19	Kustagi	F2-Mudenoor.	11280.55	11216.12	2000	0.129	0.006	0.122	282	282	282	434.10	282	282	282	0.12
422	Dec-19	Kustagi	F3- Kyadaguppa	17917.02	17786.07	2000	0.282	0.013	0.249	261	261	261	933.28	261	261	261	0.25
423	Dec-19	Kustagi	F4-Kadekoppa	3967.74	3903.49	2000	0.129	0.006	0.122	113	113	113	1080.31	220	220	220	0.24
424	Dec-19	Kustagi	F3- Katapuralli	3986.7	3974.8	2000	0.024	0.001	0.023	150	150	150	150.73	131	131	131	0.02
425	Dec-19	Kustagi	F2- Purthageti	2930.6	2925.9	2000	0.009	0.000	0.009	134	134	134	66.64	134	134	134	0.01
426	Dec-19	Kustagi	F5- Hulgeri IP	1241.1	1229.9	2000	0.022	0.001	0.021	108	108	108	197.04	111	111	111	0.02
427	Dec-19	Kustagi	Jumlapur - F2	481.32	400.63	2000	0.161	0.008	0.153	244	244	244	628.32	306	306	306	0.19
428	Dec-19	Kustagi	Navalahalli	794.3	689.03	1000	0.105	0.005	0.100	322	322	322	310.58	441	441	441	0.14
429	Dec-19	Kustagi	Guddadadevalap or	6756.5	6675.4	2000	0.162	0.008	0.154	328	328	328	469.79	331	331	331	0.16
430	Dec-19	Kustagi	Maligitti - F4	5326.8	5286.9	2000	0.080	0.004	0.076	461	461	461	164.45	470	470	470	0.08
431	Dec-19	Kustagi	Mittalkod F2	6727.8	6648.1	2000	0.159	0.008	0.151	483	483	483	313.52	489	489	489	0.15
432	Dec-19	Kustagi	Nilagal F2	4845.1	4790.9	2000	0.108	0.005	0.103	370	370	370	278.32	704	704	704	0.20
433	Dec-19	Kustagi	Bommanal	3600.8	3550	2000	0.102	0.005	0.097	240	240	240	402.17	311	311	311	0.13
434	Dec-19	Kustagi	F9-Yeregera 110 muss.I.P.	15655.7	15560.7	2000	0.190	0.010	0.181	315	315	315	573.02	318	318	318	0.18
435	Dec-19	Kustagi	F8 - Manutagi 110Muss.	5055.6	5027.4	2000	0.056	0.003	0.054	183	183	183	292.79	185	185	185	0.05
436	Dec-19	Kustagi	Benakanal IP	14914.4	14817.6	2000	0.194	0.010	0.184	287	287	287	640.84	461	461	461	0.30
437	Dec-19	Kustagi	F1- Hosalli	MNR	MNR	2000	0.520	0.026	0.494	339	339	339	1457.23	412	412	412	0.60
438	Dec-19	Kustagi	F2-Mudutagi	6905.7	6875.4	2000	0.061	0.003	0.058	210	210	210	217.14	211	211	211	0.06
439	Dec-19	Kustagi	F7- Manneral	9795.6	9746	2000	0.099	0.005	0.094	254	254	254	371.02	254	254	254	0.09
440	Dec-19	Kustagi	yalabunachi	16243.4	16004.1	666.66	0.160	0.008	0.152	321	321	321	472.13	450	450	450	0.21
441	Dec-19	Kustagi	Gadachinthi F3 IP	12145	12083.4	2000	0.123	0.006	0.123	296	296	296	395.41	298	298	298	0.12
442	Dec-19	Kustagi	Kumbhavarthi F5 IP	17757.5	17647.2	2000	0.221	0.011	0.210	350	350	350	598.77	428	428	428	0.26
443	Dec-19	Kustagi	Badimnal (15/12/14) charge	6871.9	6779.1	2000	0.186	0.009	0.177	331	331	331	532.69	331	331	331	0.18
444	Dec-19	Kustagi	F1-Kalabandi	1944.4	1819.5	2000	0.250	0.012	0.238	351	351	351	676.10	405	405	405	0.27
445	Dec-19	Kustagi	F2-Adavibhavi F4-	4716.3	4681.6	2000	0.069	0.003	0.066	250	250	250	263.72	292	292	292	0.08
446	Dec-19	Kustagi	Tallugera(Kalalban dli)	8049.7	7978.6	2000	0.142	0.007	0.135	295	295	295	457.93	311	311	311	0.14
447	Dec-19	RSD, Hosapele	Gangavathi Talai F-3 Bukkasagara	4914.10	5102.00	2000	20.18	1.01	19.17	25310	25310	25310	757.32	30358	30358	30358	22.99
448	Dec-19	RSD, Hosapele	F-3 Bukkasagara	4914.10	5102.00	2000	0.376	0.038	0.338	110	110	110	3074.73	110	110	110	0.34

GOVT OF KARNATAKA
 DIST. KALABURAGI
 REV. DEPT.
 10-1-2022

279
 Executive Engineer
 Regulatory Affairs
 Corporate Office,
 GESCOM, KALABURAGI


Sl.No	Month	Name of Sub-Div	Name of segregated agricultural feeders in the subdivision	Initial energy meter reading in the feeder	Final energy meter reading in the feeder	Meter Constant	Monthly consumption in MU as recorded in all the agricultural feeders pertaining to the subdivision at the substations	Distribution loss (11KV line, DTC & LT line) & if any, in MU (losses in all the agricultural feeders in a subdv to be considered)	Net consumption in MU duly deducting the line, DTC & LT line & sales to other consumers if any.	No. of IP sets connected to the agri feeders in the subdivision			Average consumption per IP per month (specific Coms/IP/Month)	Total no of IP sets in the subdivision (as per DCB)			Total sales to IP sets MU
										7a	7b	7c=(7a+7b)/2		9a	9b	9c=(9a+9b)/2	
1	2	3	3c	3a	3b	3c	4=(3b-3c)/3c	5*	6=4-5	7a	7b	7c=(7a+7b)/2	8=6/7c	9a	9b	9c=(9a+9b)/2	10=8*9c
448	Dec-19	RSD, Hosapete	F-7 P.K.Halli	4797.80	4854.40	2000	0.113	0.011	0.102	201	201	201	506.87	207	207	207	0.10
449	Dec-19	RSD, Hosapete	F-3 V.KERE	1062.81	1073.38	20000	0.211	0.021	0.190	126	126	126	1510.00	126	126	126	0.19
450	Dec-19	RSD, Hosapete	F5 Nanadi Bandi	12244.30	12328.14	2000	0.168	0.017	0.151	152	152	152	992.84	152	152	152	0.15
451	Dec-19	RSD, Hosapete	F6- C.HATTI	18028.13	18153.26	2000	0.250	0.025	0.225	150	150	150	1501.56	150	150	150	0.23
452	Dec-19	RSD, Hosapete	F8- NAGALAPURA	18042.91	18150.39	2000	0.215	0.021	0.193	230	230	230	841.15	230	230	230	0.19
453	Dec-19	RSD, Hosapete	F1 DEVASAMUDRA	26272.61	26829.06	3000	0.304	0.030	0.274	240	240	240	1141.31	240	240	240	0.27
454	Dec-19	RSD, Hosapete	F5 JANOOR	9901.90	9963.30	3000	0.184	0.018	0.166	245	245	245	676.65	245	245	245	0.18
455	Dec-19	RSD, Hosapete	F7 Sangapura	2512.29	2519.62	20000	0.147	0.014	0.132	210	210	210	628.29	210	210	210	0.13
456	Dec-19	RSD, Hosapete	F8 KT Pura	18345.00	18485.70	2000	0.281	0.028	0.253	204	204	204	1241.47	204	204	204	0.25
457	Dec-19	RSD, Hosapete	F9 MUSTUR GHAT	42858.62	42914.90	2000	0.113	0.011	0.101	140	140	140	723.60	140	140	140	0.10
458	Dec-19	RSD, Hosapete	F10 KN Camp	238.90	284.60	2000	0.091	0.009	0.082	160	160	160	514.13	160	160	160	0.08
459	Dec-19	RSD, Hosapete	F2-Sanapur		MNR		0.540	0.054	0.486	280	280	280	1735.71	280	280	280	0.49
460	Dec-19	RSD, Hosapete	F-3 Itigi				0.100	0.010	0.090	257	257	257	350.19	257	257	257	0.09
461	Dec-19	RSD, Hosapete	F-5 Mannur camp	22374.10	22624.70	2000	0.501	0.050	0.451	226	226	226	1925.93	226	226	226	0.45
462	Dec-19	RSD, Hosapete	F-6 Mudadapur	25071.10	25326.70	2000	0.511	0.051	0.460	235	235	235	1957.79	235	235	235	0.45
463	Dec-19	RSD, Hosapete	F-7 Shankara		MNR		0.350	0.035	0.315	253	253	253	1245.06	253	253	253	0.45
464	Dec-19	RSD, Hosapete	F5 Ramasagara	1.26	11.33	30000	0.302	0.030	0.272	332	332	332	818.95	332	332	332	0.27
465	Dec-19	RSD, Hosapete	F4 Belagadhal	5414.70	5435.60	2000	0.042	0.004	0.038	580	580	580	64.86	580	580	580	0.05
466	Dec-19	RSD, Hosapete	F1 Mavinahalli	2382434.00	## ## ## ##	20	0.081	0.008	0.073	263	263	263	276.57	280	280	280	0.08
467	Dec-19	RSD, Hosapete	F3 Jawk	165.40	271.20	2000	0.212	0.021	0.190	350	350	350	544.11	390	390	390	0.21
468	Dec-19	RSD, Hosapete	F4 Devalapura	3288.80	3294.20	2000	0.011	0.001	0.010	291	291	291	33.40	291	291	291	0.01
469	Dec-19	RSD, Hosapete	F6 Upparahalli	367.14	393.07	20000	0.519	0.052	0.467	485	485	485	942.35	641	641	641	0.62
470	Dec-19	RSD, Hosapete	F3 Nagenahalli	2398.64	2413.09	15000	0.217	0.022	0.195	407	407	407	479.30	407	407	407	0.20
471	Dec-19	RSD, Hosapete	F7 B.V.GERE	6693.07	6698.78	30000	0.171	0.017	0.154	408	408	408	377.87	408	408	408	0.15
472	Dec-19	RSD, Hosapete	F-12 Kallihalli	495672.00	496911.00	20	0.025	0.002	0.022	1240	1240	1240	17.99	1367	1367	1367	0.02
473	Dec-19	RSD, Hosapete	F-8 Kurekoppa		Assessed Consumption		0.550	0.055	0.495	370	370	370	1337.84	370	370	370	0.50
474	Dec-19	RSD, Hosapete	F-1 Shivapura	4758.65	4764.83	30000	0.185	0.019	0.167	254	254	254	656.93	254	254	254	0.17
475	Dec-19	RSD, Hosapete	F-3 Kombli	4229.97	4236.31	30000	0.190	0.019	0.171	253	253	253	676.60	253	253	253	0.17
476	Dec-19	RSD, Hosapete	F-4 N.B.Pura	3873.19	3874.53	30000	0.040	0.004	0.036	252	252	252	143.57	252	252	252	0.04
477	Dec-19	RSD, Hosapete	F-5 Raigawala	4468.78	4471.34	30000	0.077	0.008	0.069	466	466	466	148.33	466	466	466	0.07
478	Dec-19	RSD, Hosapete	F-10 Hakkanadi	3639.25	3647.14	30000	0.237	0.024	0.213	224	224	224	951.03	224	224	224	0.21
479	Dec-19	RSD, Hosapete	F-11 Mudalur	2569.10	2576.27	30000	0.215	0.022	0.194	405	405	405	478.00	405	405	405	0.19
480	Dec-19	RSD, Hosapete	F4 Holagundi	4367.18	4481.64	2000	0.229	0.023	0.206	461	461	461	446.92	461	461	461	0.21
481	Dec-19	RSD, Hosapete	F3 Dasarahalli	66.48	79.06	20000	0.252	0.025	0.226	560	560	560	404.36	560	560	560	0.23
482	Dec-19	RSD, Hosapete	F-2 Magala river bed				0.380	0.038	0.342	245	245	245	1395.92	245	245	245	0.34
483	Dec-19	RSD, Hosapete	F-3 Kothhal	25309.56	25316.01	20000	0.013	0.001	0.012	195	195	195	59.54	195	195	195	0.01
484	Dec-19	RSD, Hosapete	F-4 Beerabbi	23658.30	23702.06	20	0.088	0.009	0.079	307	307	307	256.57	307	307	307	0.08
485	Dec-19	RSD, Hosapete	F-6 Masalawada				0.550	0.055	0.495	351	351	351	1410.26	362	362	362	0.51
486	Dec-19	RSD, Hosapete	F3 Ayyanahalli	9255.37	9308.8	2000	0.107	0.011	0.096	245	245	245	392.55	245	245	245	0.10
487	Dec-19	RSD, Hosapete	F2 Magali	8252.28	8277.65	2000	0.051	0.005	0.046	262	262	262	174.30	262	262	262	0.05
488	Dec-19	RSD, Hosapete	F4 Hosahalli	6729.63	6765.22	2000	0.071	0.007	0.064	112	112	112	571.98	112	112	112	0.06
489	Dec-19	RSD, Hosapete	F-2 Talakillu	31303.4	31457.7	1000	0.154	0.015	0.139	322	322	322	431.27	322	322	322	0.14
490	Dec-19	RSD, Hosapete	F-4 Kenchamanahalli	4641.07	4686.07	2000	0.090	0.009	0.081	229	229	229	353.71	229	229	229	0.08
491	Dec-19	RSD, Hosapete	F-6 Uftanji	30972.4	31067.5	2000	0.190	0.019	0.171	665	665	665	257.41	665	665	665	0.17
492	Dec-19	RSD, Hosapete	F-7 Itigi	25663.5	25707.3	1000	0.044	0.004	0.039	327	327	327	120.55	327	327	327	0.04
493	Dec-19	RSD, Hosapete	F-2 Haravi	5386.4	5404.4	2000	0.036	0.004	0.032	600	600	600	54.00	600	600	600	0.03
494	Dec-19	RSD, Hosapete	F-3 Kuruvathi	5389.2	5468.3	2000	0.158	0.016	0.142	455	455	455	312.92	455	455	455	0.14
495	Dec-19	RSD, Hosapete	F-4 Mylara 1	22366.9	2294.4	2000	0.075	0.007	0.068	597	597	597	113.07	597	597	597	0.07
496	Dec-19	RSD, Hosapete	F-5 Mylara 2	797.3	803.6	2000	0.013	0.001	0.012	435	435	435	26.07	435	435	435	0.01



280

S. Kiran
Executive Engineer
Regulatory Affairs
Corporate Office,
GESCOM, KALABURAGI


Sl.No	Month	Name of Sub-Div	Name of segregated agricultural feeders in the subdivision	Initial energy meter reading in the feeder	Final energy meter reading in the feeder	Meter Constant	Monthly consumption in MU as recorded in all the agricultural feeders pertaining to the subdivision at the substations	Distribution loss (11KV line, DTC & LT line) & if any, in MU (losses in all the agri feeders in a subdiv to be considered)	Net consumption in MU duly deducting the Distribution loss (11KV line, DTC & LT line) & sales to other consumers if any.	No. of IP sets connected to the agri feeders in the subdivision			Average consumption per IP per month (specific Cons/IP/Mont h)	Total no of IP sets in the subdivision (as per DCB)			Total sales to IP sets I MU
										7a	7b	7c		9a	9b	9c	
497	Dec-19	Hadaqali	F-9 Dombrahalli	4274.9	4351.2	2000	4=3b-3c/3c	5*	6-4-5	7a	7b	7c	8=6/7c	9a	9b	9c	10=8/9c
498	Dec-19	Hadaqali	F-10 Holalu	3068.2	3104	2000				337	337	337	407.54	337	337	337	0.14
499	Dec-19	Hadaqali	F-11 Holalu	5095.8	5105.3	2000				412	412	412	156.41	412	412	412	0.06
500	Dec-19	Hadaqali	F-6 Banyani(I)	41551.3	41837.5	500				185	185	185	92.43	185	185	185	0.02
501	Dec-19	Hadaqali	F-2 Kavi(E&W)	31159.3	31192.1	2000				245	245	245	525.67	245	245	245	0.13
502	Dec-19	Hadaqali	F-1 Pura	20365.1	21049.7	500				308	308	308	191.69	308	308	308	0.06
503	Dec-19	Hadaqali	F-2 S.V.Halli	608.14	744.68	2000				412	412	412	529.30	412	412	412	0.22
504	Dec-19	Hadaqali	F-1 Budnoor	6574.1	6620.9	200				355	355	355	692.32	355	355	355	0.25
505	Dec-19	Hadaqali	F-2 Kattibennuru	47187	47222	600				299	299	299	28.17	299	299	299	0.01
506	Dec-19	Hadaqali	F-3 Hyarada	506	47222	1000				344	344	344	54.94	344	344	344	0.02
507	Dec-19	Hadaqali	F-4 Makarabbi	7847.2	7879.1	2000				588	588	588	1301.02	588	588	588	0.77
508	Dec-19	Hadaqali	F-8 Holalu			2000				239	239	239	1167.36	239	239	239	0.28
509	Dec-19	Hadaqali	F-10 Bannimathi			2000				258	258	258	222.56	258	258	258	0.06
510	Dec-19	Hadaqali	F2- LINGANAYAKANA HALLIP	752.9	843.7	2000				232	232	232	1202.59	232	232	232	0.28
511	Dec-19	Hadaqali	F3 - MALLADAMMA KOPPALA IP	365	393.4	2000				265	265	265	616.75	265	265	265	0.16
512	Dec-19	Hadaqali	F4 - HARVI BRIDGE IP	464.3	498.6	2000				158	158	158	323.54	158	158	158	0.05
513	19-Dec	Kudligi	F3-Badadadaku	100401	100741.8	500				110	110	110	561.27	134	134	134	0.08
514	19-Dec	Kudligi	F4-Gudekote-K	3119.5	3128.18	15000				375	375	375	408.96	375	375	375	0.15
515	19-Dec	Kudligi	F6-H.B.Halli	9665.14	9866.37	2000				576	576	576	203.44	576	576	576	0.12
516	19-Dec	Kudligi	F7-Shivapura	2271.36	2283.15	20000				348	348	348	1040.84	465	465	465	0.48
517	19-Dec	Kudligi	F8-Thimmalapur	26555.9	26643.3	2000				593	593	593	37.88	593	593	593	0.21
518	19-Dec	Kudligi	F9-Galapura	44941.4	45037.5	2000				276	276	276	570.00	276	276	276	0.16
519	19-Dec	Kudligi	F10-Kyasinikeri	3036.84	3042.09	30000				176	176	176	982.84	176	176	176	0.17
520	19-Dec	Kudligi	F2-M.N.Halli	2577.03	2583.5	30000				502	502	502	282.37	502	502	502	0.14
521	19-Dec	Kudligi	F6-K.Ayyanahalli	4225.94	4300.53	3000				575	575	575	303.81	575	575	575	0.17
522	19-Dec	Kudligi	F7-Rampura	550.93	561.31	20000				607	607	607	331.78	607	607	607	0.20
523	19-Dec	Kudligi	F8-Chiribi	1821061	1829982	20				521	521	521	358.62	521	521	521	0.19
524	19-Dec	Kudligi	F2-Nimbatageri	24356.6	24417.2	2000				285	285	285	563.43	285	285	285	0.16
525	19-Dec	Kudligi	F3-Ujiri	17900.1	18004.3	2000				176	176	176	619.77	176	176	176	0.11
526	19-Dec	Kudligi	F4-Toolahalli	15950.5	16006.1	2000				387	387	387	484.65	387	387	387	0.19
527	19-Dec	Kudligi	F5-Kalapura	11771.3	11903.5	2000				265	265	265	377.66	265	265	265	0.10
528	19-Dec	Kudligi	F-6 Ganagatta	6791	6869.1	2000				497	497	497	478.79	497	497	497	0.24
529	19-Dec	Kudligi	F1-Chirihaganada	49981.5	50190.8	666.67				286	286	286	491.54	286	286	286	0.14
530	19-Dec	Kudligi	F2-Ithayakanahalli	12590.05	12692.82	2000				543	543	543	231.27	543	543	543	0.13
531	19-Dec	Kudligi	F3-Hurujhal	16001.45	16085.08	2000				369	369	369	501.32	369	369	369	0.18
532	19-Dec	Kudligi	F4-Siddapura	4097.89	4104.83	20000				410	410	410	367.16	410	410	410	0.15
533	19-Dec	Kudligi	F7-Harabrahavi	20939.3	21027.3	2000				324	324	324	385.56	324	324	324	0.12
534	19-Dec	Kudligi	F8-Makanadaku	3523.64	3529.94	20000				502	502	502	315.54	502	502	502	0.16
535	19-Dec	Kudligi	F9-Bhimasamudra	4096.73	4105.84	20000				347	347	347	326.80	347	347	347	0.11
537	19-Dec	Kudligi	F1-Irnodapura	10624.5	10692.9	20000				640	640	640	256.22	640	640	640	0.16
538	19-Dec	Kudligi	F2-B.Lauddi	280.92	280.92	20000				328	328	328	375.37	340	340	340	0.13
539	19-Dec	Kudligi	F4-Pujarahalli	19509.7	19601	2000				199	199	199	1130.65	199	199	199	0.23
539	19-Dec	Kudligi	F6-Huikeri	14968.5	15009.6	2000				272	272	272	604.19	272	272	272	0.16
540	19-Dec	Kudligi	F7-Kanamadugu	461.15	470.2	20000				323	323	323	229.04	323	323	323	0.07
541	19-Dec	Kudligi	F8 H.K.Kunte	8065.1	8150.8	2000				392	392	392	415.56	392	392	392	0.16
542	19-Dec	Kudligi	F-1 Amalapura	162059	162059	166.7				184	184	184	838.37	184	184	184	0.15
543	19-Dec	Kudligi	F-2 Banavikalur-B	15501.03	15607.97	2000				102	102	102	1323.53	102	102	102	0.14
544	19-Dec	Kudligi	Kanchobanahalli	2623.97	2656	2000				234	234	234	822.62	234	234	234	0.19



281

[Signature]
Executive Engineer
Regulatory Affairs
Corporate Office,
GESCOM, KALABURAGI

Sl. No	Month	Name of Sub-Div	Name of segregated agricultural feeders in the subdivision	Initial energy meter reading in the feeder	Final energy meter reading in the feeder	Meter Constant	Monthly consumption in MU as recorded in all the agricultural feeders pertaining to the subdivision at the substations	Distribution loss (11KV line, DTC & LT line) & if any, in MU (losses in all the agrl feeders in a subdiv to be considered)	Net consumption in MU duly deducting the Distribution loss (11KV line, DTC & LT line) & sales to other consumers if any.	No. of IP sets connected to the agrl feeders in the subdivision				Average consumption per IP per month (specific Cons/IP/Month)	Total no of IP sets in the subdivision (as per DCB)			Total sales to IP sets I MU
										7a	7b	7c=(7a+7b)/2	8=6/7c	9a	9b	9c=(9a+9b)/2		
545	19-Dec	Kudligi	F-1 Kosapapura	28222.7	28326.6	2000	0.208	0.021	0.187	262	262	262	713.82	262	262	262	10=8+9c	
546	19-Dec	Kudligi	F-2 G.B.Halli	27761.5	27853.1	2000	0.183	0.018	0.165	347	347	347	475.16	347	347	347	0.19	
547	19-Dec	Kudligi	F-5 Ravapura	10318.89	10422.21	2000	0.207	0.021	0.186	364	364	364	510.92	364	364	364	0.19	
548	19-Dec	Kudligi	F-8 Gudakate	3119.5	3119.5	2000	0.700	0.070	0.630	467	467	467	1349.04	467	467	467	0.67	
549	Dec-19	H. B. Halli	F-1 SOBATI	35317.3	35490.1	1000	0.173	0.017	0.156	202	202	202	769.90	202	202	202	0.16	
550	Dec-19	H. B. Halli	F-2 HG HALLI	44980	45127.5	1000	0.148	0.015	0.133	372	372	372	356.85	372	372	372	0.13	
551	Dec-19	H. B. Halli	F-3 BG HALLI	33324.11	33369.64	3000	0.137	0.014	0.123	496	496	496	247.84	496	496	496	0.12	
552	Dec-19	H. B. Halli	F-4 T.B.Halli	3684.92	3700.99	3000	0.482	0.048	0.434	298	298	298	1456.01	298	298	298	0.43	
553	Dec-19	H. B. Halli	F-6 MALVI	12405.4	12444.3	3000	0.117	0.009	0.107	472	472	472	227.47	472	472	472	0.11	
554	Dec-19	H. B. Halli	F-7 MORIGERE	23361.5	23362	2000	0.350	0.028	0.322	467	467	467	689.51	467	467	467	0.32	
555	Dec-19	H. B. Halli	F-8 HP SAGAR	52544.7	52612.9	1000	0.068	0.005	0.063	409	409	409	153.41	409	409	409	0.06	
556	Dec-19	H. B. Halli	F-9 DASHAMAPURA	40593.74	40697.48	3000	0.341	0.027	0.314	366	366	366	857.71	366	366	366	0.31	
557	Dec-19	H. B. Halli	F-10 BENAKAL	33779.7	33978	1000	0.198	0.016	0.182	263	263	263	693.67	263	263	263	0.18	
558	Dec-19	H. B. Halli	F-1 HAMPAPATNA	12356.80	12543.7	2000	0.374	0.030	0.344	791	791	791	434.76	791	791	791	0.34	
559	Dec-19	H. B. Halli	F-2 ANKASAMUDRA	16164.4	16242.16	2000	0.156	0.012	0.143	331	331	331	432.26	331	331	331	0.14	
560	Dec-19	H. B. Halli	F-3 UP HALLI	3111.57	3120.91	2000	0.187	0.015	0.172	283	283	283	607.27	283	283	283	0.17	
561	Dec-19	H. B. Halli	F-4 VARADAPURA	46712.44	46785.25	2000	0.146	0.012	0.134	521	521	521	257.14	521	521	521	0.13	
562	Dec-19	H. B. Halli	F-7 Marabibihal	33489.29	33640.4	2000	0.302	0.024	0.278	359	359	359	774.49	359	359	359	0.28	
563	Dec-19	H. B. Halli	F-7 PINJAR HEGDAL	5972.33	5986.71	2000	0.288	0.023	0.265	119	119	119	2223.46	119	119	119	0.26	
564	Dec-19	H. B. Halli	TB F-1 MUTKUR	35298.23	35364.56	4000	0.305	0.024	0.281	409	409	409	686.78	409	409	409	0.28	
565	Dec-19	H. B. Halli	F-2 BANNIGOLA	3860.72	3865.67	2000	0.099	0.008	0.091	139	139	139	655.25	139	139	139	0.09	
566	Dec-19	H. B. Halli	F-4 BASARAKODU	38333.2	38441.1	1000	0.108	0.009	0.099	415	415	415	239.20	415	415	415	0.10	
567	Dec-19	H. B. Halli	F-5 BANNIKAL	81792.6	82140.7	1000	0.341	0.027	0.314	388	388	388	808.79	388	388	388	0.31	
568	Dec-19	H. B. Halli	F-6 TB HALLI	3958	4120.7	2000	0.325	0.026	0.299	477	477	477	627.61	477	477	477	0.32	
569	Dec-19	H. B. Halli	F-7 KRISHNAPURA	4497.24	4507.7	2000	0.209	0.012	0.192	168	168	168	1145.62	168	168	168	0.19	
570	Dec-19	H. B. Halli	F11 Mathada				0.150	0.012	0.138	109	109	109	1266.06	109	109	109	0.14	
571	Dec-19	H. B. Halli	F-1 HANSI	19482.87	19482.87	2000	0.423	0.034	0.390	308	308	308	1264.70	308	308	308	0.39	
572	Dec-19	H. B. Halli	F-2 K.N.HALLI	18050.08	18050.08	2000	0.450	0.036	0.414	300	300	300	1380.00	300	300	300	0.41	
573	Dec-19	H. B. Halli	F4-ANEKALLU	12954.46	13040.78	2000	0.173	0.014	0.159	366	366	366	433.96	366	366	366	0.16	
574	Dec-19	H. B. Halli	F5 NANYAPURA	5738.55	5738.55	2000	0.200	0.016	0.184	101	101	101	1821.78	101	101	101	0.18	
575	Dec-19	H. B. Halli	F-6 Upparagatti	7039.17	7153.81	2000	0.229	0.018	0.211	203	203	203	1039.10	203	203	203	0.21	
576	Dec-19	H. B. Halli	F7 P B Halli	6009.71	6009.71	2000	0.350	0.028	0.322	267	267	267	1205.99	267	267	267	0.32	
577	Dec-19	H. B. Halli	F-7 P B Halli	13661.8	13710.2	2000	0.097	0.008	0.089	280	280	280	318.06	280	280	280	0.12	
578	Dec-19	H. B. Halli	F2-Ambli	10903.10	10948.40	2000	0.091	0.007	0.083	149	149	149	559.41	149	149	149	0.08	
579	Dec-19	H. B. Halli	F-3 K.K. THANDA	20418.50	20466.20	2000	0.095	0.008	0.088	242	242	242	362.68	242	242	242	0.09	
580	Dec-19	H. B. Halli	F-4 KOGALI	23864.2	23937.2	2000	0.146	0.012	0.134	177	177	177	758.87	177	177	177	0.13	
581	Dec-19	H. B. Halli	F-1 Marigere	1396.9	1439.6	2000	0.085	0.007	0.079	316	316	316	248.63	316	316	316	0.08	
582	Dec-19	H. B. Halli	F-3 GADDIKERE	16677.6	16834.7	2000	0.314	0.025	0.289	423	423	423	683.37	423	423	423	0.29	
583	Dec-19	H. B. Halli	F-4 Sonna	60419.45	60493.48	20	0.148	0.012	0.136	167	167	167	1615.66	167	167	167	0.14	
584	Dec-19	H. B. Halli	F-9 Uvattil IP	744.7	846.4	2000	0.203	0.016	0.187	317	317	317	590.31	317	317	317	0.25	
585	Dec-19	H. B. Halli	F-9 KOGALI (ITIGI)	38156.3	38182.3	2000	0.052	0.004	0.046	413	413	413	115.84	413	413	413	0.05	
586	Dec-19	H. B. Halli	F-4 H.P. SAGAR	24819.4	24936.9	2000	0.235	0.016	0.216	125	125	125	1729.60	125	125	125	0.22	
587	Dec-19	H. B. Halli	F-5 NAGALAPURA	1052.62	1057.91	2000	0.106	0.008	0.098	346	346	346	281.32	346	346	346	0.13	
588	Dec-19	H. B. Halli	F8 Bannikallu	869.03	878.5	2000	0.118	0.016	0.108	218	218	218	799.30	218	218	218	0.17	
589	Dec-19	H. B. Halli	F2 Basavanna IP	681.7	747.5	2000	0.132	0.011	0.121	332	332	332	364.67	332	332	332	0.16	
590	Dec-19	H. B. Halli	F4 Hagar Kvadihalalli IP	769.5	880.8	2000	0.223	0.018	0.205	181	181	181	1131.45	181	181	181	0.20	
Hospet Total						145	28.81			47382	47382	47382	550.53	48933	48933	48933	26.94	
591	Dec-19	RSD	F-32-Beitagal	16567.5	16762.0	1000	0.195	0.010	0.186	630	630	630	293.29	630	630	630	0.18	
592	Dec-19	RSD	F-4 Y.Budihal	9227.89	9359.96	2000	0.264	0.021	0.243	642	642	642	370.86	642	642	642	0.25	
593	Dec-19	RSD	F-1BD Halli	4029.54	4029.54	2000	0.950	0.038	0.912	638	638	638	1414.58	638	638	638	0.90	
594	Dec-19	RSD	F-2 Masidipura	3964.08	3992.73	2000	0.573	0.041	0.532	630	630	630	864.05	630	630	630	0.54	



282

Executive Engineer
Regulatory Affairs
 Corporate Office,
GESCOM, KALABURAGI


Sl.No	Month	Name of Sub-Div	Name of segregated agricultural feeders in the subdivision	Initial energy meter reading in the feeder	Final energy meter reading in the feeder	Meter Constant	Monthly consumption in MU as recorded in all the agricultural feeders pertaining to the subdivision at the substations	Distribution loss (11KV line, DTC & LT line) & if any, in MU losses in all the agrl feeders in a subdiv to be considered)	Net consumption in MU duly deducting the Distribution loss (11KV line, DTC & LT line) & sales to other consumers if any,	No. of IP sets connected to the agrl feeders in the subdivision			Average consumption per IP per month (specific Cons/IP/Mont h)	Total no of IP sets in the subdivision (as per DCB)			Total sales to IP sets 1 MU
										7a	7b	7c=(7a+7b)/2		9a	9b	9c=(9a+9b)/2	
1	2	3	3a	3b	3c	4=(3b-3c)*3c	5*	6=4-5	7a	7b	7c=(7a+7b)/2	8=7/c	9a	9b	9c=(9a+9b)/2	10=8*9c	
595	Dec-19	RSD	F-4 moka/Shivapura IP	3897.24	3899.68	20000	0.049	0.002	0.046	435	435	435	435	435	435	0.05	
596	Dec-19	RSD	F-13 basarakode 1	22055.50	22223.20	2000	0.335	0.017	0.319	473	473	473	473	473	473	0.32	
597	Dec-19	RSD	F2 Jalihal	5693.11	5768.61	2000	0.151	0.008	0.143	296	296	296	296	296	296	0.14	
598	Dec-19	RSD	F-3 Hosa Yerragudi	3479.64	3608.24	2000	0.257	0.003	0.244	392	392	392	392	392	392	0.24	
599	Dec-19	RSD	F2 Gudalur	2195.94	2263.39	2000	0.135	0.007	0.128	296	296	296	296	296	296	0.13	
600	Dec-19	RSD	F3 Handihal IP Set	2827.88	3008.13	2000	0.361	0.018	0.342	275	275	275	275	275	275	0.34	
601	Dec-19	RSD	F5 Chonal/gudalur	2914.44	3026.6	2000	0.224	0.011	0.213	326	326	326	326	326	326	0.21	
602	Dec-19	RSD	F1 D.Kagal	1175.8	1259.41	2000	0.167	0.008	0.159	366	366	366	366	366	366	0.16	
603	Dec-19	RSD	F2 Somsamudra	18230.53	18387.16	2000	0.313	0.016	0.298	258	258	258	258	258	258	0.30	
604	Dec-19	RSD	F4 Korlagundi	14695.35	14811.60	2000	0.233	0.012	0.221	250	250	250	250	250	250	0.22	
605	Dec-19	RSD	F-55 Asundi	6612.85	6708.42	2000	0.191	0.010	0.182	451	451	451	451	451	451	0.18	
606	Dec-19	RSD	F-62 Rupanagudi	6211.7	6211.88	2000	0.300	0.015	0.285	122	122	122	122	122	122	0.29	
607	Dec-19	RSD	F-2 Chaalur	17713.63	17830.29	2000	0.233	0.012	0.222	522	522	522	522	522	522	0.22	
608	Dec-19	RSD	F-5 Hagarural	14014.07	14119.72	2000	0.211	0.011	0.201	463	463	463	463	463	463	0.20	
609	Dec-19	RSD	F-2 Genikhal	18205.5	18205.5	2000	0.500	0.025	0.475	316	316	316	316	316	316	0.48	
610	Dec-19	RSD	F-3 Kalkamba	2712.0	2712.0	20000	0.750	0.038	0.713	475	475	475	475	475	475	0.71	
611	Dec-19	RSD	F-5 Sindigeri	347.1	366.4	20000	0.386	0.019	0.367	467	467	467	467	467	467	0.37	
612	Dec-19	RSD	F-6IP_Seragu	269.0	307.8	20000	0.776	0.039	0.737	439	439	439	439	439	439	0.74	
613	Dec-19	RSD	F-7 Badanahathi	8699.4	8846.2	2000	0.294	0.015	0.279	343	343	343	343	343	343	0.28	
614	Dec-19	RSD	F-11 Chittinahal	346.3	355.3	1000	0.009	0.000	0.009	326	326	326	326	326	326	0.01	
615	Dec-19	RSD	F-1 Guffiganur	22303.69	22444.94	2000	0.283	0.014	0.268	278	278	278	278	278	278	0.27	
616	Dec-19	RSD	F-2 Somatapura	9344.24	9508.99	2000	0.330	0.016	0.313	419	419	419	419	419	419	0.31	
617	Dec-19	RSD	F4- Muddapura	19159.95	19363.96	2000	0.408	0.020	0.388	323	323	323	323	323	323	0.39	
618	Dec-19	RSD	F-6 Nelludi	32072.23	32247.34	2000	0.350	0.018	0.333	142	142	142	142	142	142	0.33	
619	Dec-19	RSD	F-1 Darali	29097.20	29543.80	1000	0.447	0.022	0.424	329	329	329	329	329	329	0.42	
620	Dec-19	RSD	F2 No2 Muddapura	4925.6	5001.4	2000	0.132	0.008	0.124	136	136	136	136	136	136	0.14	
621	Dec-19	SANDUR	F- 5 Ramahada	449.20	456.07	20000	0.053	0.003	0.050	567	567	567	567	567	567	0.05	
622	Dec-19	SANDUR	F-2 Bhulanaganur	2705.72	2708.37	20000	0.860	0.043	0.817	623	623	623	623	623	623	0.85	
623	Dec-19	SANDUR	F-1 Kalingeri	6998.65	6998.65	2000	0.860	0.043	0.817	623	623	623	623	623	623	0.85	
624	Dec-19	SANDUR	F-7 Bommagatha	1024.28	1024.28	2000	1.300	0.065	1.235	831	831	831	831	831	831	1.54	
625	Dec-19	SANDUR	F-8 Nidugurthi	268.70	280.67	20000	0.239	0.012	0.227	647	647	647	647	647	647	0.24	
626	Dec-19	SANDUR	F- 8 Kurekappa	5075.30	5086.96	20000	0.233	0.012	0.222	133	133	133	133	133	133	0.28	
627	Dec-19	SANDUR	F- 9 Taraganur	7265.78	7275.37	20000	0.192	0.010	0.182	445	445	445	445	445	445	0.19	
628	Dec-19	SANDUR	F-1 Mettiki	1616.7	1627.36	20000	0.213	0.011	0.203	196	196	196	196	196	196	0.20	
629	Dec-19	SANDUR	F-2 Raipapura	3914.94	3925.79	20000	0.217	0.011	0.206	472	472	472	472	472	472	0.22	
630	Dec-19	SANDUR	F-4 Vittalapur	15034.56	15168.93	2000	0.269	0.013	0.255	509	509	509	509	509	509	0.22	
631	Dec-19	SIRUGUPPA	F2-Bagevadi	2811.27	2834.35	20000	0.462	0.023	0.439	509	509	509	509	509	509	0.33	
632	Dec-19	SIRUGUPPA	F3-Deshnur	2670.80	2633.11	20000	0.246	0.012	0.234	578	578	578	578	578	578	0.28	
633	Dec-19	SIRUGUPPA	F7 - Agasanur	4972.60	5000.28	20000	0.554	0.028	0.526	956	956	956	956	956	956	0.70	
634	Dec-19	SIRUGUPPA	F8- Anlaganur	34247.91	34314.26	3000	0.199	0.010	0.189	647	647	647	647	647	647	0.20	
635	Dec-19	SIRUGUPPA	F10	37942.80	38171.50	1000	0.229	0.017	0.217	180	0	90	241.06	50	50	0.12	
636	Dec-19	SIRUGUPPA	Kenchanganadda	323.10	654.20	1000	0.331	0.015	0.315	145	0	73	4338.55	50	50	0.22	
637	Dec-19	SIRUGUPPA	F2- Kudadarahali	16350.1	16881	666.67	0.354	0.018	0.336	429	429	429	783.77	429	429	0.34	
638	Dec-19	SIRUGUPPA	F3- Vattururani	8533.6	8771.5	666.67	0.159	0.008	0.151	418	418	418	360.46	420	420	0.15	
639	Dec-19	SIRUGUPPA	F4- Chikka Bellary	6092.55	6311.8	2000	0.433	0.022	0.411	610	610	610	727.38	640	640	0.47	
640	Dec-19	SIRUGUPPA	F7- K.Belag	11307.8	11456.4	2000	0.297	0.015	0.282	456	456	456	619.17	640	640	0.40	
641	Dec-19	SIRUGUPPA	F1-Sitigeri/Nadavali	1408.22	1424.49	20000	0.325	0.016	0.309	197	197	197	1569.19	277	277	0.43	
642	Dec-19	SIRUGUPPA	F2- Nittur	826.06	844.28	20000	0.364	0.018	0.346	414	414	414	836.16	450	450	0.38	
643	Dec-19	SIRUGUPPA	F5- Buduguppa	10288.70	10467.60	2000	0.358	0.018	0.340	179	179	179	1898.94	182	182	0.35	
644	Dec-19	SIRUGUPPA	F9-Herkal	34105.00	34898.90	500	0.397	0.020	0.377	356	356	356	1059.28	356	356	0.38	
645	Dec-19	SIRUGUPPA	F10-Byrapur	5696775.00	########	20	0.134	0.007	0.127	302	302	302	420.26	385	385	0.16	



283

Executive Engineer
Regulatory Affairs
Corporate Office,
GESCOM, KALABURAGI


Sl.No	Month	Name of Sub-Div	Name of segregated agricultural feeders in the subdivision	Initial energy meter reading in the feeder	Final energy meter reading in the feeder	Meter Constant	Monthly consumption in MU as recorded in all the agricultural feeders pertaining to the subdivision at the substations	Distribution loss (11KV line, DTC & LT line) & sales to other consumers if any, in MU (losses in all the agri feeders in a subdv to be considered)	Net consumption in MU duly deducting the Distribution loss (11KV line, DTC & LT line) & sales to other consumers if any,	No. of IP sets connected to the agri feeders in the subdivision			Average consumption per IP per month (specific Cons/IP/Month h)	Total no of IP sets in the subdivision (as per DCB)			Total sales to IP sets I MU
										Beginning of the month	Service at the end of month	Mid- month		Beginning of the month	Service at the month	Mid-month	
1	2	3	3a	3b	3c	4=(3b-3c)	5*	6=4-5	7a	7b	7c=(7a+7b)/2	8=6/7c	9a	9b	9c=(9a+9b)/2	10=8*9c	
646	Dec-19	SIRUGUPPA	F2- Udegolam	5659	5868	2000	0.417	0.021	288	288	288	1374.86	298	298	298	0.41	
647	Dec-19	SIRUGUPPA	F4- Bolakundi	933.23	959.75	2000	0.530	0.504	555	555	555	769.28	755	755	755	0.58	
648	Dec-19	SIRUGUPPA	F5- Halekote	3352.47	3362.15	2000	0.194	0.184	416	416	416	324.95	730	730	730	0.24	
649	Dec-19	SIRUGUPPA	F2- M Sugur	17277.15	17468.84	2000	0.383	0.364	655	655	655	556.05	680	680	680	0.38	
650	Dec-19	SIRUGUPPA	F3- Mannur	12587.36	12924.05	2000	0.673	0.640	300	300	300	2132.37	320	320	320	0.68	
651	Dec-19	SIRUGUPPA	F5- Rudrapada	30652.28	30761.63	2000	0.219	0.208	435	435	435	388.35	635	635	635	0.25	
652	Dec-19	SIRUGUPPA	F6- Rudratnur	19084.46	19210.46	2000	0.252	0.239	433	433	433	552.89	440	440	440	0.24	
653	Dec-19	SIRUGUPPA	F1- Sanavasapura	2933.30	3045.80	2000	0.265	0.252	495	495	495	637.34	305	305	305	0.19	
654	Dec-19	SIRUGUPPA	F4- Konchigeri	2498.50	2630.90	2000	0.265	0.252	444	444	444	566.58	444	444	444	0.25	
655	Dec-19	SIRUGUPPA	F-6 Havinalu	4553.60	4689.70	2000	0.272	0.259	683	683	683	443.55	715	715	715	0.32	
656	Dec-19	SIRUGUPPA	F8-Karuru	2867.10	3015.70	2000	0.297	0.282	718	718	718	393.23	718	718	718	0.28	
657	Dec-19	SIRUGUPPA	F9- H.Hosalli	2531.20	2668.30	2000	0.274	0.260	569	569	569	457.80	569	569	569	0.26	
658	Dec-19	SIRUGUPPA	F11 Uftanuru	2190.2	2226.9	2000	0.073	0.070	370	370	370	188.46	370	370	370	0.07	
659	Dec-19	SIRUGUPPA	F6-Talur	2325.33	2477.08	2000	0.304	0.288	405	405	405	111.91	437	437	437	0.31	
660	Dec-19	SIRUGUPPA	F1- Dhanur	110.50	162.10	2000	0.103	0.098	238	238	238	411.93	238	238	238	0.10	
661	Dec-19	SIRUGUPPA	F3-Karur	188.00	305.40	2000	0.235	0.223	320	320	320	602.86	320	320	320	0.19	
662	Dec-19	SIRUGUPPA	F4-Gosabala	137.70	224.00	2000	0.173	0.164	225	225	225	504.52	271	271	271	0.14	
663	Dec-19	SIRUGUPPA	F5-Mat Sugar	186.40	362.00	2000	0.334	0.318	224	224	224	1217.66	225	225	225	0.27	
664	Dec-19	SIRUGUPPA	F6-Talur	277.70	349.40	2000	0.143	0.136	405	405	405	336.37	437	437	437	0.15	
665	Dec-19	Sindhanur	F-3 Pagadinni	5433.75	5439.14	30000	0.162	0.154	31031	31031	31031	728.7565	32790	32790	32790	23.90	
666	Dec-19	Sindhanur	F-4 Madisrwar (Albanoor)	2955.2	2966.33	30000	0.334	0.317	120	120	120	2643.38	120	120	120	0.32	
667	Dec-19	Sindhanur	F-12 Avaginamara (Jawalagera)	22708.9	22745.8	2000	0.074	0.004	91	91	91	770.44	120	120	120	0.00	
668	Dec-19	Sindhanur	F1-Sasalmel	2335.76	2342.78	2000	0.014	0.001	269	269	269	49.58	269	269	269	0.01	
669	Dec-19	Sindhanur	F4-Gorebalu ip	4580.11	4589.49	10000	0.094	0.089	226	226	226	394.29	326	326	326	0.13	
670	Dec-19	Sindhanur	F5-Water Supply (Ranganapura Camp)	1346.47	mnr	20000	0.500	0.475	583	583	583	814.75	583	583	583	0.48	
671	Dec-19	Sindhanur	F2-Albanoor (V)	mnr	mnr	20000	0.600	0.570	273	273	273	2087.91	373	373	373	0.78	
672	Dec-19	Sindhanur	F3-Yeddaladoddi	1156.48	1156.98	20000	0.600	0.030	280	280	280	2035.71	280	280	280	0.57	
673	Dec-19	Sindhanur	F4-Hedigana	mnr	mnr	10000	0.600	0.570	324	324	324	1759.26	324	324	324	0.57	
674	Dec-19	Sindhanur	F5-Vallaballi	mnr	mnr	10000	0.750	0.038	251	251	251	2838.65	351	351	351	1.00	
675	Dec-19	Sindhanur	F-2 Saigunda	519.8	619.5	10000	0.997	0.907	206	206	206	4404.22	206	206	206	0.91	
676	Dec-19	Sindhanur	F-4 Dhadesugur	14677.5	14787.8	2000	0.221	0.210	376	376	376	557.37	376	376	376	0.21	
677	Dec-19	Sindhanur	F-1 Uppala	10391.3	10551.2	2000	0.320	0.304	364	364	364	834.64	364	364	364	0.30	
678	Dec-19	Sindhanur	F1 Diddigi	11930.4	11969.1	2000	0.077	0.004	120	120	120	612.75	120	120	120	0.07	
679	Dec-19	Sindhanur	F4 Jawalagera	2624.27	2643.18	1000	0.019	0.001	120	120	120	149.70	120	120	120	0.02	
680	Dec-19	Sindhanur	F3-Gonwar ip	3052	3068.2	20000	0.324	0.306	255	255	255	1207.06	255	255	255	0.31	
681	Dec-19	Sindhanur	F1-Hulugunchi ip	3951	4014.6	2000	0.127	0.006	352	352	352	343.30	352	352	352	0.12	
682	Dec-19	Sindhanur	F5-Ayyanur	2337.7	2402.1	2000	0.221	0.210	318	318	318	384.78	318	318	318	0.12	
683	Dec-19	Sindhanur	F-8 Matthi IPSET	5597.91	5708.23	2000	0.221	0.210	331	331	331	633.26	331	331	331	0.21	
684	Dec-19	Sindhanur	F-3 Singapur	3237.93	3350.45	2000	0.225	0.210	356	356	356	600.53	356	356	356	0.21	
685	Dec-19	Sindhanur	F-5 Mukkunda ip	66977	67425.2	2000	0.896	0.845	310	310	310	2747.03	310	310	310	0.85	
686	Dec-19	Sindhanur	F-6 Ambamath	28318.34	28436.89	666	0.079	0.004	106	106	106	707.61	106	106	106	0.08	
687	Dec-19	Sindhanur	Chanalli IPSET	29857.09	29983.93	2000	0.254	0.243	786	786	786	306.61	886	886	886	0.27	
688	Dec-19	Sindhanur	Sitapuram Junction	12114.5	12212.8	2000	0.197	0.101	306	306	306	610.36	300	300	300	0.18	
689	Dec-19	Sindhanur	Virapura	7736.3	7796.8	1000	0.061	0.003	266	266	266	216.07	266	266	266	0.06	
690	Dec-19	Sindhanur	KALAMANGI (RURAL)	18818	18985.5	2000	0.335	0.017	237	237	237	1342.83	237	237	237	0.32	
691	Dec-19	Sindhanur	MALADAGUDDA	10968.5	11071.1	2000	0.205	0.010	245	245	245	795.67	245	245	245	0.19	
692	Dec-19	Sindhanur	F6-Kurkunda	3051.8	3134.9	2000	0.166	0.008	110	110	110	1435.36	130	130	130	0.19	
693	Dec-19	Sindhanur	F4 Elekladi	1920.8	1972.3	1000	0.052	0.008	311	311	311	157.32	311	311	311	0.05	



284


S. J. Ragi
Executive Engineer
Regulatory Affairs
Corporate Office,
GESCOM, KALABURAGI

Sl.No	Month	Name of Sub-Div	Name of segregated agricultural feeders in the subdivision	Initial energy meter reading in the feeder	Final energy meter reading in the feeder	Meter Constant	Monthly consumption in MU as recorded in all the agricultural feeders pertaining to the subdivision at the substations	Distribution loss (11KV sales to other consumers if any, in MU losses in all the agri feeders in a subdiv to be considered)	Net consumption in MU duly deducting the line, DTC & LT line & sales to other consumers if any.	No. of IP sets connected to the agr. feeders in the subdivision			Average consumption per IP per month (specific Coms/IP/Month)	Total no of IP sets in the subdivision (as per DCB)			Total sales to IP sets MU
										7a	7b	7c=(7a+7b)/2		9a	9b	9c=(9a+9b)/2	
		2	3	3a	3b	3c	4=(3b-3c)/3c	5*	6=4-5	7a	7b	7c=(7a+7b)/2	8=6/7c	9a	9b	9c=(9a+9b)/2	10=8*9c
694	Dec-19	Sindhanur	F4 Mullur	1062.7	1101	2000	0.077	0.004	0.073	315	315	315	231.02	315	315	315	0.07
695	Dec-19	Lingsugur	Kalapur	2034.01	2034.01	20000	0.950	0.048	0.903	405	405	405	2228.40	450	450	450	1.00
696	Dec-19	Lingsugur	Jawoor	16504.59	16514.48	20000	0.198	0.010	0.188	630	630	630	298.27	750	750	750	0.22
697	Dec-19	Lingsugur	Zulagudda	768.32	768.32	20000	0.650	0.033	0.618	303	303	303	2037.95	450	450	450	0.92
698	Dec-19	Lingsugur	Bhoopur	1362	1362	20000	0.750	0.038	0.713	379	379	379	1879.95	379	379	379	0.71
699	Dec-19	Lingsugur	Bavyapur	641.25	641.25	20000	1.700	0.085	1.615	749	749	749	2156.21	850	850	850	1.83
700	Dec-19	Lingsugur	F-4 Amalihal	28962.4	29143.1	2000	0.361	0.018	0.343	230	230	230	1492.74	230	230	230	0.34
701	Dec-19	Lingsugur	F-5 Bagadi Thanda	16041.4	16232.3	2000	0.382	0.019	0.363	450	450	450	806.02	450	450	450	0.36
702	Dec-19	Lingsugur	Goudur	15951.1	16039.5	2000	0.177	0.009	0.168	80	80	80	2099.50	110	110	110	0.23
703	Dec-19	Lingsugur	F-1 PIKIHALA	3614.42	3695.56	2000	0.162	0.008	0.154	119	119	119	1295.51	119	119	119	0.15
704	Dec-19	Lingsugur	F-3 NAGALAPURA	15889.98	16071.78	2000	0.364	0.018	0.345	293	293	293	1178.91	293	293	293	0.35
705	Dec-19	Lingsugur	F-5 ANKALIMATHA	1039.56	1124.45	2000	0.170	0.008	0.161	352	352	352	458.21	352	352	352	0.16
706	Dec-19	Lingsugur	F-5 HUNAKUNII	12380.75	12495.25	2000	0.229	0.011	0.218	575	575	575	378.35	575	575	575	0.22
707	Dec-19	Lingsugur	F-6 CHITRANALA	2523.46	2562.31	2000	0.078	0.004	0.074	206	206	206	358.33	206	206	206	0.07
708	Dec-19	Lingsugur	Yaradana	16332.95	16347.07	20000	0.282	0.014	0.268	1938	1938	1938	138.43	1938	1938	1938	0.27
709	Dec-19	Lingsugur	Rodabandhal	41607.6	41912.7	100	0.305	0.015	0.290	405	405	405	715.67	405	405	405	0.29
710	Dec-19	Lingsugur	Gorabal (Bank-2)	16112.8	16282.2	2000	0.339	0.017	0.322	569	569	569	565.66	650	650	650	0.37
711	Dec-19	Lingsugur	Neelithere	17138	17138	2000	0.820	0.041	0.779	424	424	424	1837.26	575	575	575	1.06
712	Dec-19	Lingsugur	Eachanal IP	MNR	MNR	2000	0.400	0.020	0.380	186	186	186	2043.01	187	187	187	0.38
713	Dec-19	Maski	F-2 Venkatapur	14486.7	14604.2	2000	0.235	0.012	0.223	140	140	140	1594.64	160	160	160	0.26
714	Dec-19	Maski	F-3 Ashok lili	17133.3	17158.2	2000	0.050	0.002	0.047	85	85	85	556.59	90	90	90	0.05
715	Dec-19	Maski	F-6 Santekallur	13673.3	13784.5	2000	0.222	0.011	0.211	410	410	410	515.32	415	415	415	0.21
716	Dec-19	Maski	F-12 Maraladinni	341.3	384.9	2000	0.087	0.004	0.083	163	163	163	508.22	163	163	163	0.08
717	Dec-19	Maski	F1-Gudalur	2004.9	2046	2000	0.082	0.004	0.078	202	202	202	386.58	202	202	202	0.08
718	Dec-19	Maski	F3- Kolabal	1150.8	1153.4	2000	0.005	0.005	0.005	497	497	497	9.94	497	497	497	0.00
719	Dec-19	Maski	F1-Halapur	51059.12	51175.86	2000	0.233	0.012	0.222	370	370	370	599.48	484	484	484	0.29
720	Dec-19	Maski	F7-pamanakellur	39147.9	39356.3	2000	0.417	0.021	0.396	704	704	704	562.44	704	704	704	0.40
721	Dec-19	Maski	F6-Amingada	6832	8167	114.3	0.153	0.008	0.145	634	634	634	228.65	634	634	634	0.14
722	Dec-19	Maski	F1-Jakkemadu	5312.9	5351.9	2000	0.078	0.004	0.074	428	428	428	173.13	428	428	428	0.07
723	Dec-19	Maski	F-2 Maifur	21862.5	22018.3	2000	0.312	0.016	0.296	470	470	470	629.83	470	470	470	0.30
724	Dec-19	Maski	F-3 Talekhan	2835	2941.9	2000	0.214	0.011	0.203	90	90	90	2256.78	110	110	110	0.25
725	Dec-19	Maski	F-2 Uppaladadi	8197.4	8198.9	2000	0.003	0.000	0.003	80	80	80	35.63	100	100	100	0.00
726	Dec-19	Maski	F6-Belliganur	MNR	MNR	2000	0.550	0.028	0.523	271	271	271	1928.04	271	271	271	0.52
727	Dec-19	Maski	F2-Uabal	MNR	MNR	2000	0.550	0.028	0.523	231	231	231	2261.90	231	231	231	0.52
728	Dec-19	Maski	F5-NN camp IP	MNR	MNR	2000	0.600	0.030	0.570	150	150	150	3800.00	179	179	179	0.68
729	Dec-19	Maski	F-2 Bappur IP	165.3	223.6	10000	0.583	0.052	0.531	70	160	115	4613.30	110	110	110	0.51
730	Dec-19	Maski	F-5 Hoagananal ip	314.1	453.5	1000	0.139	0.007	0.132	140	140	140	945.93	140	140	140	0.13
731	Dec-19	Maski	F-6 Sankamal ip	277.2	367.2	2000	0.180	0.009	0.171	178	178	178	960.67	180	180	180	0.17
		Total				63	21.717	1.149	20.57	21923	22013	21968	936.28	23317	23317	23317	21.83
732	Dec-19	Yadgir	Mallapur	49324.80	49669.20	2000	0.689	0.034	0.655	860	860	860	760.88				
733	Dec-19	Yadgir	Alipur	36620.20	3728.44	2000	0.136	0.007	0.129	180	180	180	720.31				
734	Dec-19	Yadgir	K-Shahapur	12457.68	12587.85	2000	0.260	0.016	0.247	539	539	539	458.86				
735	Dec-19	Yadgir	Honagara	13022.27	13194.00	2000	0.350	0.018	0.332	382	382	382	870.42				
736	Dec-19	Yadgir	Tumkur	11783.10	11916.70	2000	0.267	0.013	0.254	223	223	223	1138.30				
737	Dec-19	Yadgir	Heddamadra	MNR	MNR	2000	0.350	0.018	0.332	145	145	145	2293.10				
738	Dec-19	Yadgir	Ramalingeshwar	2072.50	2146.90	2000	0.269	0.007	0.262	269	269	269	525.50				
739	Dec-19	Yadgir	Venklesh Nagar	2078.70	2254.70	2000	0.352	0.035	0.317	100	80	80	3964.40				
740	Dec-19	Yadgir	Lingsanali	2554.80	2679.30	2000	0.249	0.012	0.237	336	336	336	704.02				
741	Dec-19	Yadgir	F-2. Bailchakra IP	11945.59	12110.46	2000	0.330	0.016	0.314	446	446	446	702.36				
742	Dec-19	Yadgir	F-1. Kilankere IP	3842.70	3994.20	2000	0.303	0.016	0.287	440	440	440	654.20				
743	Dec-19	Yadgir	Mallapur ip	5485.48	5717.16	2000	0.463	0.035	0.428	657	657	657	670.00				
744	Dec-19	Yadgir	Nagalapur	mnr	mnr	2000	0.640	0.038	0.602	640	640	640	950.00				




NOTARY
S. J. J. SANKAR
 DIS. NO. 103242486
 REG. NO. 10313448
 E.A. 0488-2022

285


Executive Engineer
Regulatory Affairs
Corporate Office,
GESCOM, KALABURAGI


Sl.No	Month	Name of Sub-Div	Name of segregated agricultural feeders in the subdivision	Initial energy meter reading in the feeder	Final energy meter reading in the feeder	Meter Constant	Monthly consumption in MU as recorded in all the agricultural feeders pertaining to the subdivision at the substations	Distribution loss (11KV line, DTC & LT line) & if any, in MU (losses in all the agricultural feeders in a subdv to be considered)	Net consumption in MU duly deducting the line, DTC & LT line) & sales to other consumers if any.	No. of IP sets connected to the agrt feeders in the subdivision				Average consumption per IP per month (specific Cons/IP/Month)	Total no of IP sets in the subdivision (as per DCB)			Total sales to IP sets I MU
										7a	7b	7c=(7a+7b)/2	8=6/7c		9a	9b	9c=(9a+9b)/2	
745	Dec-19	Yadgir	Ramsamudra	263.70	416.50	2000	0.306	0.015	0.290	0	320	160	1814.50					
746	Dec-19	Yadgir	Balchadi	979.30	1220.70	2000	0.483	0.024	0.459	0	540	270	1698.74					
747	Dec-19	Gurmitkal	Pulpak	6959.70	7099.40	2000	0.279	0.014	0.265	180	180	180	1474.61					
748	Dec-19	Gurmitkal	Borbonda	2508.80	2546.50	2000	0.075	0.004	0.072	106	106	106	675.75					
749	Dec-19	Gurmitkal	Kandakoor	174.90	223.40	2000	0.097	0.005	0.092	308	308	308	299.19					
750	Dec-19	Gurmitkal	Yelneri	1905.30	1929.30	1000	0.024	0.001	0.023	346	346	346	65.90					
751	Dec-19	Gurmitkal	Minasapur+Drampur	29.18	30.86	2000	0.034	0.002	0.032	314	314	314	101.66					
752	Dec-19	Gurmitkal	Anpur	360.50	409.20	2000	0.097	0.005	0.093	352	352	352	262.87					
753	Dec-19	Gurmitkal	Azapur	17608.89	17656.80	2000	0.096	0.005	0.091	205	205	205	444.04					
754	Dec-19	Gurmitkal	Jalagam	4498.32	4519.86	2000	0.043	0.002	0.041	459	459	459	89.16					
755	Dec-19	Gurmitkal	Madhwar	MNR	MNR	2000	0.950	0.048	0.903	659	659	659	1369.50					
756	Dec-19	Shahapur	Kanyakulur.ip	2185.12	2187.77	2000	1.696	0.071	1.625	2929	2929	2929	554.76					
757	Dec-19	Shahapur	Hayyal	540.94	540.94	2000	0.053	0.003	0.050	80	80	80	629.38					
758	Dec-19	Shahapur	Bemnor ip	703533.00	706762.00	16.7	0.100	0.005	0.095	0	0	0	#DIV/0!					
759	Dec-19	Shahapur	Bommanahalli	745.96	757.17	2000	0.054	0.011	0.051	275	275	275	186.28					
760	Dec-19	Shahapur	Dornalli	17583.40	17720.20	1000	0.187	0.009	0.177	92	92	92	2315.11					
761	Dec-19	Shahapur	Madrikki	34794.00	34906.80	1000	0.113	0.006	0.107	68	68	68	2609.71					
762	Dec-19	Shahapur	Wandurga ip/F-4.	MNR	MNR	2000	0.685	0.034	0.651	266	266	266	2446.43					
763	Dec-19	Shahapur	Hosagater IP	1764.71	1860.72	2000	0.192	0.010	0.182	70	70	70	2605.99					
764	Dec-19	Shahapur	Nadhal	13046.00	13130.20	1000	0.084	0.004	0.080	89	89	89	898.76					
765	Dec-19	Shahapur	Buanoor	18995.90	19083.00	2000	0.174	0.009	0.165	140	140	140	1182.07					
766	Dec-19	Shahapur	Ukkinal	9951.20	10201.80	2000	0.501	0.025	0.476	109	109	109	4368.26					
767	Dec-19	Shahapur	Bilhar	1932.59	19490.71	2000	0.596	0.030	0.566	280	280	280	2022.96					
768	Dec-19	Shahapur	Halagera	2241.49	2327.18	2000	0.171	0.009	0.163	185	185	185	880.06					
769	Dec-19	Shahapur	Bablad	109.03	117.86	2000	0.177	0.009	0.168	195	195	195	860.36					
770	Dec-19	Shahapur	Khanapur 1	8473.00	8702.00	2000	0.458	0.023	0.435	170	170	170	2559.41					
771	Dec-19	Shahapur	Shivanoor	8670.40	9010.10	1000	3.770	0.166	3.604	2068	2068	2068	1742.74					
772	Dec-19	Shahapur	Krishnapur *	1338453.00	#####	20	0.373	0.019	0.354	248	248	248	1428.52					
773	Dec-19	Shahapur	Karnapur	MNR	MNR	2000	0.430	0.022	0.409	311	311	311	1313.50					
774	Dec-19	Shahapur	Devapur	23615.20	23795.60	2000	0.361	0.018	0.343	176	176	176	1947.50					
775	Dec-19	Shahapur	Naganoor	24746.90	24781.30	2000	0.069	0.003	0.065	107	107	107	610.84					
776	Dec-19	Shahapur	Parasanthalli	8484.80	8618.00	2000	0.266	0.013	0.253	186	186	186	1360.65					
777	Dec-19	Shahapur	G Basavana	4413.80	4524.30	666.6	0.074	0.004	0.070	240	240	240	291.57					
778	Dec-19	Shahapur	Mallagafi	3626.60	3746.10	2000	0.239	0.012	0.227	345	345	345	658.12					
779	Dec-19	Hunasagi	T. Bormanalli	11457.56	11577.27	2000	2.201	0.110	2.091	2100	2100	2100	995.82					
780	Dec-19	Hunasagi	Gundaligera	935.29	940.79	2000	0.011	0.001	0.010	380	380	380	598.55					
781	Dec-19	Hunasagi	Mudanoor	0.250	0.250	2000	0.250	0.010	0.240	250	250	250	41.80					
782	Dec-19	Hunasagi	Gundepalli	13.24	13.24	2000	0.64	0.01	0.63	630	630	630	381.62					
783	Dec-19	Hunasagi	Gundhalli	5900.11	5968	1000	0.07	0.005	0.065	13804	13804	13804	943.84					
784	Dec-19	Hunasagi	Handarkki	12253.58	12283.35	2000	0.06	0.005	0.055	600	600	600	600					
785	Dec-19	Hunasagi	Tengali	MNR	MNR	1000	0.36	0.01	0.35	33	33	33	50					
786	Dec-19	Hunasagi	Ilkai	mnr	mnr	2000	0.30	0.00	0.29	33	33	33	33					
787	Dec-19	Hunasagi	Ranjali	19.1	19.5	1000	0.25	0.01	0.24	140	140	140	140					
788	Dec-19	Hunasagi	Kukkunda	210	215	1000	0.25	0.01	0.24	10	10	10	10					
789	Dec-19	Hunasagi	Silarkot	3206.4	3226.4	2000	0.04	0.003	0.03	40	40	40	40					
790	Dec-19	Hunasagi	Gad-dana	1456	1501	2000	0.09	0.008	0.08	345	345	345	345					
791	Dec-19	Hunasagi	Kishtapur	2731	2883.5	1000	0.15	0.02	0.13	75	75	75	75					
792	Dec-19	Hunasagi	Kishtapur	2731	2883.5	1000	0.15	0.02	0.13	100	100	100	100					



286

Shrinivas
Executive Engineer
Regulatory Affairs
Corporate Office,
GESCOM, KALABURAGI

Sl. No	Month	Name of Sub-Divn	Name of segregated agricultural feeders in the subdivision	Initial energy meter reading in the feeder	Final energy meter reading in the feeder	Meter Constant	Monthly consumption in MU as recorded in all the agricultural feeders pertaining to the subdivision at the substations	Distribution loss (11KV line, DTC & LT line) & sales to other consumers if any, in MU (losses in all the agri feeders in a subdiv to be considered)	Net consumption in MU duly deducting the Distribution loss (11KV line, DTC & LT line) & sales to other consumers if any,	No. of IP sets connected to the agri feeders in the subdivision			Average consumption per IP per month (specific Cons/IP/Month h)	Total no of IP sets in the subdivision (as per DCB)			Total sales to IP sets I MU	
										Beginning of the month	Service at the end of month	Mid- month		Beginning of the month	Service at the month	Mid-month		
	1	2	3	3a	3b	3c	4=(3b-3c)*3c	5*	6=4-5	7a	7b	7c=(7a+7b)/2	8=6/7c	9a	9b	9c=(9a+9b)/2	10=8*9c	
891	Dec-19	Sedam	Malkapalli	2132.1	2229.5	2000	0.19	0.03	0.16	211	211	211						
			Sedam sub division			11	1.86	0.15	1.71	1629	1629	1629						
892	Dec-19	Chincholi	Chimanchod	11437.3	11456.49	1000	0.02	0.00	0.02	133	133	133						
893	Dec-19	Chincholi	Hasargundgi	395.6	435.99	1000	0.04	0.00	0.04	110	110	110						
894	Dec-19	Chincholi	Basantpur	555.4	596.07	1000	0.04	0.01	0.03	96	96	96						
895	Dec-19	Chincholi	Hodebeernalli	551.5	551.26	2000	0.04	0.02	0.02	92	92	92						
896	Dec-19	Chincholi	Raikal	MNR	MNR	2000	0.43	0.07	0.36	158	158	158						
897	Dec-19	Chincholi	Chandankera	MNR	MNR	2001	0.15	0.02	0.13	188	188	188						
898	Dec-19	Chincholi	Karchked	MNR	MNR	2000	0.06	0.01	0.05	20	20	20						
899	Dec-19	Chincholi	Bavangudi	462.5	592.8	2000	0.26	0.02	0.24	157	157	157						
			Chinchil Sub division			7	1.04	0.14	0.90	954	954	954						
			Sedam division Total			18	2.91	0.30	2.61	2583	2583	2583						
			GRAND TOTAL				207.67	17.32	190.35	298529	299599	299064	636.47	10302	10302	10302	399719	254.41




S. J. G. Srinivas Murthy

Executive Engineer
Regulatory Affairs
Corporate Office,
GESCOM, KALABURAGI

287

Sl.No	Month	Name of Sub-Div	Name of segregated agricultural feeders in the subdivision	Initial energy meter reading in the feeder	Final energy meter reading in the feeder	Meter Constant	Monthly consumption in MU as recorded in all the agricultural feeders pertaining to the subdivision at the substations	Distribution loss (11KV line, DTC & LT line) & sales to other consumers if any in MU (losses in all the agricultural feeders in a subdv to be considered)	Net consumption in MU duly deducting the line, DTC & LT line & sales to other consumers if any,	No. of IP sets connected to the agri				Total no of IP sets in the subdivision				Total sales to IP sets MU	
										7a	7b	7c=(7a+7b)/2	7d	8a	8b	8c=(8a+8b)/2	8d		9a
53	Jan-20	Aizalpur	F15 Ironk Line	1361.49	13722.33	2000	0.215	0.03	0.1847796	75	75	75	75	85	85	85	85	10-869c	0.21
54	Jan-20	Aizalpur	Shivoor IP	9282.38	9282.38	2000	0.400	0.06	0.344	522	522	522	522	577	577	577	577		0.38
55	Jan-20	Aizalpur	Udchan IP	6240.69	6240.69	2000	0.069	0.01	0.0589788	210	210	210	210	617	617	617	617		0.17
56	Jan-20	Aizalpur	F6NANDARGA	7314.7	7474.27	2000	0.319	0.04	0.2744604	425	425	425	425	519	519	519	519		0.34
57	Jan-20	Aizalpur	F-8 Mannur	23330.95	23439.08	2000	0.216	0.03	0.1859836	380	380	380	380	1822	1822	1822	1822		0.89
58	Jan-20	Aizalpur	Gour(B) IP	160.94	177.82	2000	0.034	0.00	0.0290336	349	349	349	349	469	469	469	469		0.04
59	Jan-20	Aizalpur	F1 Gobbur	6040.57	6180.5	2000	0.280	0.04	0.2406796	349	349	349	349	352	352	352	352		0.24
60	Jan-20	Aizalpur	F2 Havnoor	8392.18	8476.19	2000	0.168	0.02	0.1444972	350	350	350	350	355	355	355	355		0.15
61	Jan-20	Aizalpur	F5 Bandarwad IP	162.59	187.9	2000	0.051	0.01	0.0435332	938	938	938	938	928	928	928	928		0.04
62	Jan-20	Aizalpur	F2 Auradi	2919.83	3000.75	2000	0.162	0.02	0.1391824	525	525	525	525	533	533	533	533		0.14
63	Jan-20	Aizalpur	F4 Chinamgera	616.19	799.55	2000	0.367	0.05	0.3153792	430	430	430	430	420	420	420	420		0.31
64	Jan-20	Aizalpur	F6 Tellur IP	12325.43	12532.8	2000	0.415	0.06	0.3566764	235	235	235	235	236	236	236	236		0.36
65	Jan-20	Aizalpur	F4 Kulcili IP	12520.18	12630.4	2000	0.220	0.03	0.1895784	250	250	250	250	259	259	259	259		0.20
66	Jan-20	Aizalpur	F1 Chincholi	4295.89	4386.87	2000	0.182	0.03	0.1564856	748	748	748	748	1042	1042	1042	1042		0.20
67	Jan-20	Aizalpur	F3 Boodadi	5562.18	5719.39	2000	0.314	0.04	0.2704012	353	353	353	353	495	495	495	495		0.38
68	Jan-20	Aizalpur	F2 Haffi	2032.36	2032.36	2000	0.650	0.09	0.559	830	830	830	830	996	996	996	996		0.67
69	Jan-20	Aizalpur	Udchan IP/Udchan	6240.69	6240.69	2000	0.350	0.05	0.301	210	210	210	210	444	444	444	444		0.51
70	Jan-20	Aizalpur	Basavanagar	8719.87	8833.57	2000	0.227	0.03	0.195564	400	400	400	400	520	520	520	520		0.18
71	Jan-20	Aizalpur	F6 Bhatramadagi	8658.4	8807.1	2000	0.297	0.04	0.255764	235	235	235	235	268	268	268	268		0.25
72	Jan-20	Aizalpur	F1 Kekarsavali	7351.9	7362.6	2000	0.021	0.00	0.018404	35	35	35	35	36	36	36	36		0.29
73	Jan-20	Aizalpur	F5 Huvinhalli	0	0	2000	0.08	0.01	0.0688	180	180	180	180	199	199	199	199		0.02
74	Jan-20	Aizalpur	Hasaragundagi	0	0	2000	0.09	0.01	0.0774	385	385	385	385	479	479	479	479		0.08
75	Jan-20	Aizalpur	F2 Chinchamalli	697.02	697.41	2000	0.021	0.00	0.017708	386	386	386	386	516	516	516	516		0.10
76	Jan-20	Aizalpur	Hosur IP	0	0	2000	0.090	0.01	0.0774	180	180	180	180	209	209	209	209		0.02
77	Jan-20	Aizalpur	Ram Nagar IP	5931.63	6000.81	2000	0.138	0.02	0.1189896	385	385	385	385	525	525	525	525		0.09
78	Jan-20	Aizalpur	Mannur IP			2000	18.71	2.62	16.09	26248	27650	26949	26949	50651	50651	50651	50651		0.16
79	Jan-20	Jewaragi	Andola	11.67	13.40	20000	0.03	0.00	0.03	170	170	170	170						30.25
80	Jan-20	Jewaragi	Naribal	42.47	47.82	20000	0.11	0.01	0.10	260	260	260	260						
81	Jan-20	Jewaragi	Kalkur	3673.70	3826.20	2000	0.31	0.02	0.29	498	498	498	498						
82	Jan-20	Jewaragi	YAINOOR IP	10423.64	10581.43	2000	0.32	0.02	0.30	469	469	469	469						
83	Jan-20	Jewaragi	Belluradagi	7907.10	7907.10	2000	0.40	0.02	0.38	162	162	162	162						
84	Jan-20	Jewaragi	F1 Kudalag	5735.45	5771.77	2000	0.07	0.00	0.07	394	394	394	394						
85	Jan-20	Jewaragi	Nagarani			2000	0.98	0.06	0.92	320	320	320	320						
86	Jan-20	Jewaragi	Nelagi	11962.92	12087.07	2000	0.25	0.01	0.23	457	457	457	457						
87	Jan-20	Jewaragi	Sonna	2370.75	2512.07	2000	0.28	0.02	0.27	311	311	311	311						
88	Jan-20	Yadrami	F3:Kadakole	11632	11632	2000	0.80	0.05	0.75	330	330	330	330						
89	Jan-20	Yadrami	F6:Aluru	4480	4634	2000	0.31	0.02	0.29	450	450	450	450						
90	Jan-20	Yadrami	F3:Mallabab	1624	1637	1000	0.01	0.00	0.01	564	564	564	564						
91	Jan-20	Yadrami	F4:Jamakandi	4665	4768	1000	0.10	0.01	0.10	451	451	451	451						
92	Jan-20	Chiftapur	Dandathi	1872	1936	2000	0.13	0.01	0.12	150	150	150	150						
93	Jan-20	Chiftapur	Ladlapur	3176	3236	2000	0.12	0.01	0.11	350	350	350	350						
94	Jan-20	Chiftapur	Konwar	3637	3689	2000	0.10	0.01	0.09	86	86	86	86						
95	Jan-20	Kalag	Gatur	2855	2865	2000	0.02	0.00	0.02	86	86	86	86						
96	Jan-20	Kalag	Madabool	393	421	1000	0.03	0.00	0.03	134	134	134	134						
97	Jan-20	Kalag	Hebbal	786	1017	1000	0.23	0.01	0.22	180	180	180	180						
98	Jan-20	Kalag	Tonchi	9961	10084	1000	0.12	0.01	0.11	150	150	150	150						
99	Jan-20	Shahabad	F5 GANESH	39166	39265	1000	0.10	0.01	0.09	356	356	356	356						
100	Jan-20	Shahabad	F12 Hunsunta	75	109	1000	0.03	0.00	0.03	195	195	195	195						
101	Jan-20	Shahabad	F6 Sannati	2365	2380	1000	0.01	0.00	0.01	6777	6777	6777	6777						
Grand Total							4.87												
102	Jan-20	Sedam	Gundepalli	MNR	MNR	2000	0.78	0.11	0.67	600	600	600	600						
103	Jan-20	Sedam	Gundehalli	5968	6018.64	1000	0.05	0.01	0.04	50	50	50	50						
104	Jan-20	Sedam	Handarki	12283.35	12318.92	2000	0.07	0.01	0.06	33	33	33	33						



289

Sanjeev Kumar
Executive Engineer
Regulatory Affairs
Corporate Office,
GESCOM, KALABURAGI